ITALY WEEKLY SNAPSHOT (20 MAY - 26 MAY 2024)

Sea arrivals [1]

19,484 year-to-date arrivals — **47,713** year-to-date arrivals in 2023 — **-59%**

3,347 month-to-date arrivals — **5,512** month-to-date arrivals in 2023 — **-39%**

Sea Arrivals in 2024 by disembarkation site

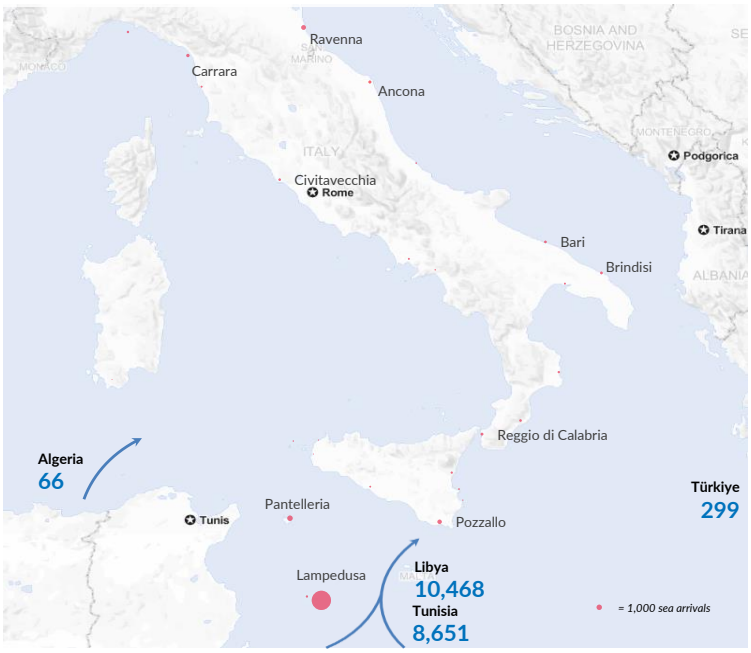

Top 10 most common countries of origin

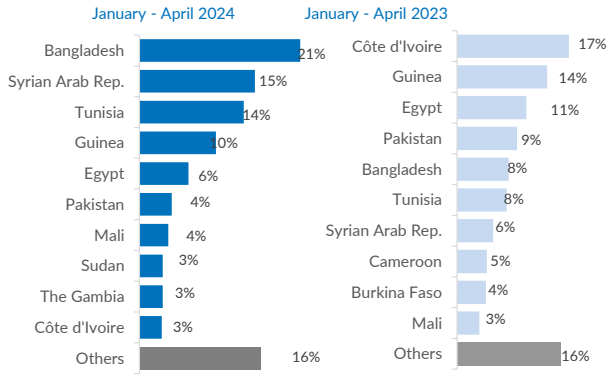

Daily sea arrivals last week (20 May - 26 May 2024)

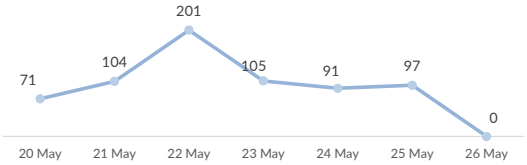

Sea arrivals by gender and age, Jan - Apr 2024

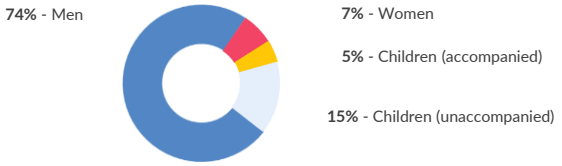

Weekly sea arrivals last year

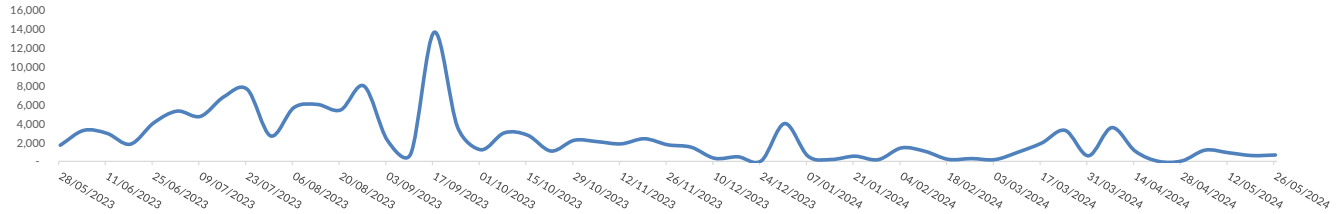

Asylum applications,
Jan-Mar 2024 vs Jan-Mar 2023

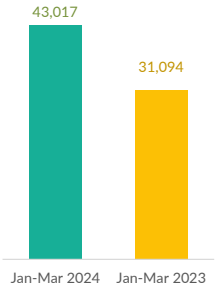

Asylum applications by month,
Applications are not necessarily lodged by new arrivals
2024 vs 2023

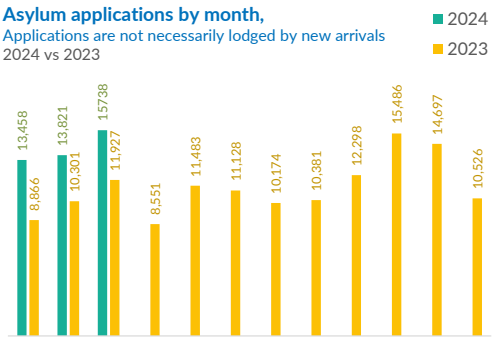

First-Instance RSD Decisions,
Jan-Mar 2024

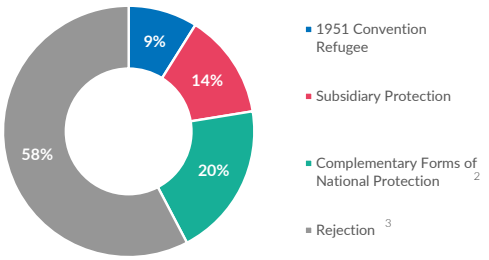

Total first-instance decisions (Jan-Mar 2024) **16,781**

Total pending cases (as of Mar 24) [4] **164,104**

[1] *The charts above are based on figures from the Italian Ministry of Interior and UNHCR estimates. All figures are provisional and subject to change. Please note that, in addition to sea arrivals, Italy also receives land arrivals and air arrivals. The present document focuses on sea arrivals only, as per official figures provided by the Italian Ministry of Interior.*

[2] *'Complementary forms of national protection' include decisions granting authorization to stay for humanitarian reasons under national law to persons who are not eligible for international protection, but nonetheless at riskof violation of articles 3 and 8 of the ECHR in case of return*

[3] *'Rejection' includes all cases closed, including decisions not taken on the merits, such as inadmissibility decisions and no-shows.*

[4] *Source: Ministry of Interior. This includes pending cases at first and second instance.*