PROTECTION MONITORING: COMMUNITY PROFILES ANALYSIS

Republic of Moldova

December 2024

CONTEXT & RATIONALE

As of 1 December 2024, nearly 1,218,000 refugees and third-country nationals (TCN) had arrived in the Republic of Moldova from Ukraine since 24 February 2022, the highest per capita number of Ukrainian arrivals in Europe. While most continued westward to the EU, some 127,000 Ukrainian refugees and 10,700 third-country nationals had chosen to remain in Moldova, of whom 58% were female and 42% were children.

To strengthen and promote an evidence-based protection response, UNHCR and its partners in Moldova have been implementing a Protection Profiling and Monitoring exercise to regularly collect and analyze data about profiles, protection risks and needs of refugees from Ukraine. In addition to quarterly Protection Briefs, which summarize findings from protection monitoring activities, UNHCR has been working to generate detailed reports focusing on specific community profiles in key areas of Moldova that are hosting Ukrainian refugees. These reports provide an in-depth look at the unique profiles and needs of refugees in these locations and aim to complement the broader data collected nationwide.

METHODOLOGY

This **comparative analysis** draws on protection monitoring data collected through **388 household surveys** conducted in four regions: **Anenii Noi, Edineț, Basarabeasca, and Ialoveni**. Data collection took place at private accommodations, community/assistance/information points, Refugee Accommodation Centres (RACs), and Blue Dots. The methodology utilized non-probability sampling and structured questionnaires to capture quantitative data on key protection issues, including demographics, legal status, education, employment, and urgent needs. Limitations include potential selection bias due to non-random sampling and indicative rather than representative findings due to sample size constraints.

2.5

Average size of household

Households consisting of older adults over 60 years, with or without dependents, were highest in Basarabeasca and Edineț (22%) and lowest in Ialoveni (14%)

Children (0-17 years) were most represented in Basarabeasca, highlighting the presence of young dependents.

Single adults with dependents was the most common household type across all locations

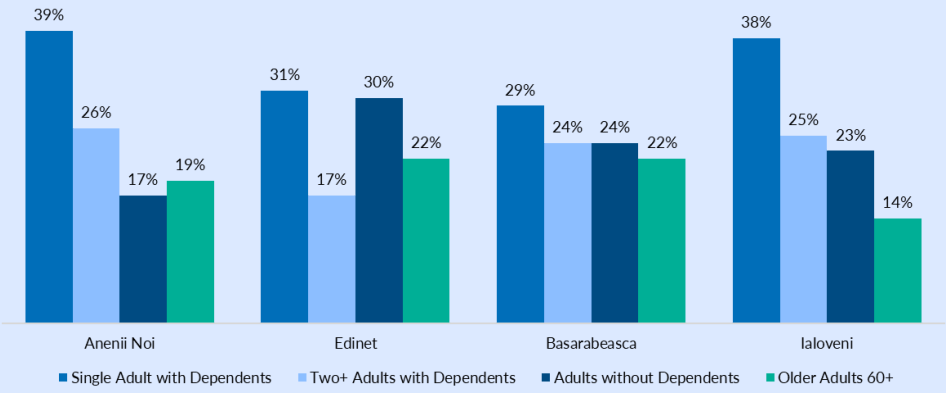

Figure 1. Household Composition

LOCATIONS

UNHCR
The UN Refugee Agency

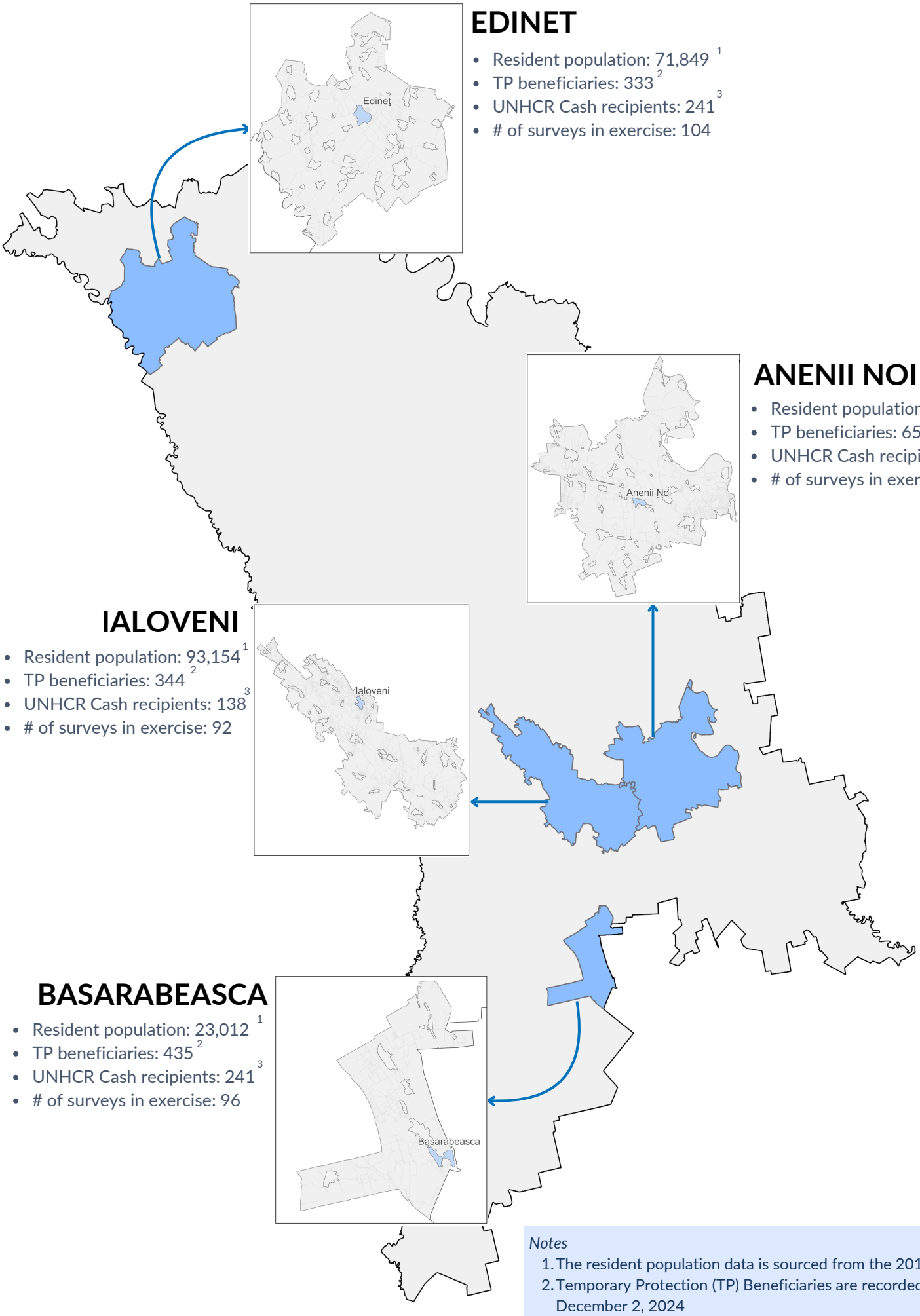

EDINET

- Resident population: 71,849 [1]
- TP beneficiaries: 333 [2]
- UNHCR Cash recipients: 241 [3]
- # of surveys in exercise: 104

ANENII NOI

- Resident population: 78,996 [1]
- TP beneficiaries: 654 [2]
- UNHCR Cash recipients: 351 [3]
- # of surveys in exercise: 96

IALOVENI

- Resident population: 93,154 [1]
- TP beneficiaries: 344 [2]
- UNHCR Cash recipients: 138 [3]
- # of surveys in exercise: 92

BASARABEASCA

- Resident population: 23,012 [1]
- TP beneficiaries: 435 [2]
- UNHCR Cash recipients: 241 [3]
- # of surveys in exercise: 96

Notes

1. The resident population data is sourced from the 2014 Census
2. Temporary Protection (TP) Beneficiaries are recorded as of December 2, 2024
3. Active Cash recipients are recorded as of December 3, 2024

KEY FINDINGS

The prevalence of **serious medical conditions and disabilities** among households varied significantly across locations. **Ialoveni had the highest rates of both serious medical conditions (32%) and disabilities (21%)**, followed by Anenii Noi (34% reported serious medical conditions and 13% PwD). In contrast, **Basarabeasca reported the lowest rates**, with 16% for serious medical conditions and 4% for disabilities.

Employment rates varied significantly across locations. Edineț exhibited the lowest reported employment rate (6%), with many individuals retired or engaged in family responsibilities, while **Basarabeasca reported the highest employment level (24%)**. Across all locations, unemployment and reliance on family responsibilities were cited as the main activity amongst those surveyed.

Displacement patterns varied across locations. Basarabeasca had the highest proportion of households (53%) reporting **visits to Ukraine since displacement**, often to check on property, while Edineț had the lowest (41%), with most returns motivated by assessing the overall situation. Across all locations, the **majority** of return trips were brief, lasting **less than two weeks**. Immediate family connections in Ukraine were strongest in Anenii Noi (87%) and weakest in Basarabeasca (55%).

Enrollment rates of school-age children in Moldovan schools revealed **significant disparities across locations**. All respondents in Edineț (100%) reported that their children were enrolled in Moldovan schools. Ialoveni (76%) and Basarabeasca (69%) followed, with **preferences for online learning** among unregistered children being indicated as the main reason for non-enrolment in local schools. Anenii Noi, similarly, had the lowest reported enrollment rate among responsents (30%), with many families opting for online education instead.

Across all locations, most respondents had **secured a legal status**, with temporary protection being the predominant status type. **Documentation challenges were not reported** as an issue across all locations, with most households reporting minimal issues with maintaining or replacing essential documents. In Basarabeasca, only a small proportion of households reported issues with expired documents, and respondents in Edineț reported no significant challenges in documentation needs.

High proportions of respondents **indicated urgent needs**, ranging from 91% in Basarabeasca to 99% in Edineț. Anenii Noi and Ialoveni demonstrated similarly high levels of need. **Material assistance** was consistently the most reported urgent need, with Anenii Noi leading at 77%. **Healthcare** was also highlighted as an urgent need in every location but remained secondary compared to material assistance.

Housing stability and access to **formal rental agreements** varied across locations, reflecting differences in shelter conditions. Anenii Noi demonstrated the highest prevalence of formal rental agreements (90%), indicating relatively stable housing arrangements, while Edineț had the lowest (50%). In Basarabeasca, 67% of households had official rental contracts, while in Ialoveni, the figure was 56%.

Financial aid was the **most reported information need** across all locations, with the highest percentage in Edineț (90%) and the lowest in Basarabeasca (47%). Employment opportunities were prominently reported in Edineț (52%) while less so in Basarabeasca (10%). Healthcare needs were highest in Anenii Noi (27%) and ranged down to 10% in Basarabeasca. Additionally, Basarabeasca had a notable proportion of respondents (27%) who reported no specific information needs.

Links to the Community Profiles can be found here:
Edinet - https://data.unhcr.org/en/documents/details/112152
Ialoveni - https://data.unhcr.org/en/documents/details/112153
Anenii Noi - https://data.unhcr.org/en/documents/details/111389
Basarabeasca - https://data.unhcr.org/en/documents/details/111390

ANNEX: KEY FIGURES

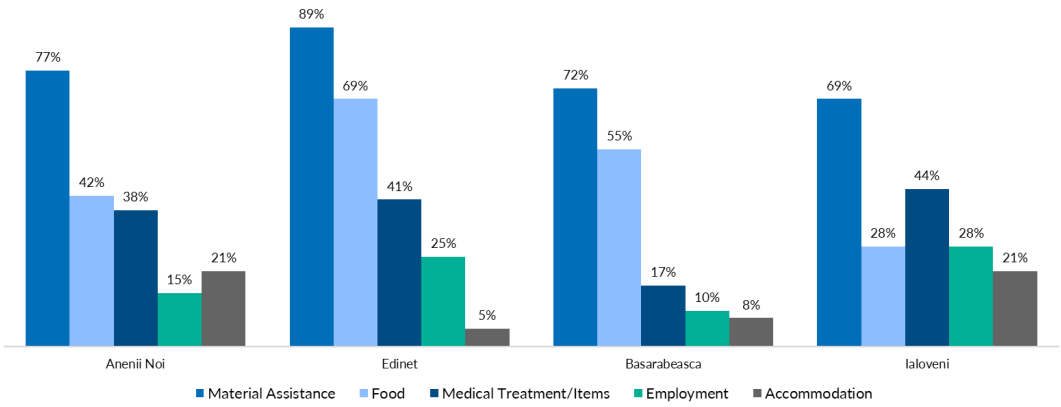

Figure 2. Top 4 reported Urgent Needs in the assessed communities

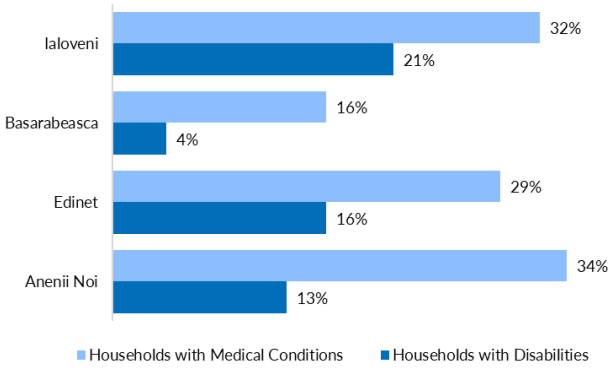

Figure 3. Households Reporting Serious Medical Conditions and Disabilities

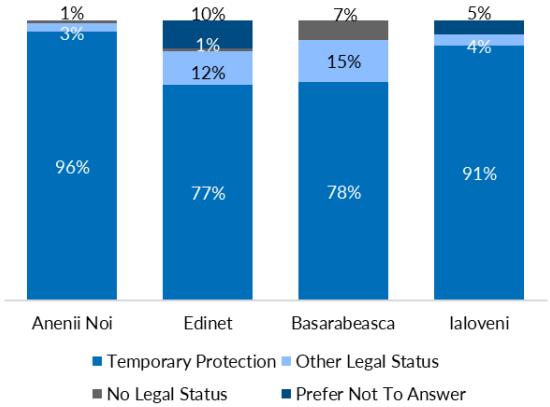

Figure 4. Legal Status of respondents

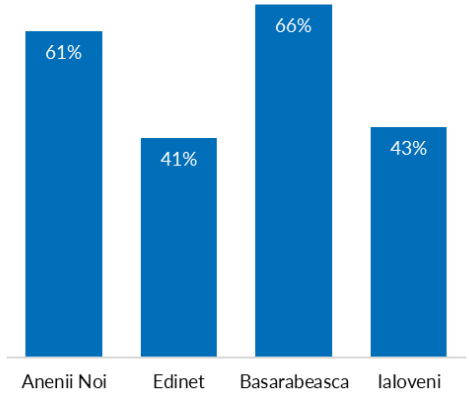

Figure 5. Employed/Self-employed Respondents Before Leaving Ukraine

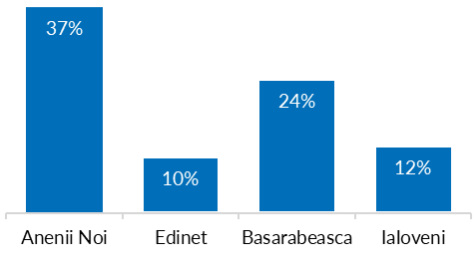

Figure 6. Employed Respondents At The Time Of Data Collection

We are grateful for the involvement and support of UNHCR's partners who were involved in this assessment: the **Danish Refugee Council (DRC)** and **Impact Initiatives/REACH**. For detailed findings from UNHCR's protection monitoring activities, please visit our **dashboard**: https://data.unhcr.org/en/dataviz/337?sv=0&geo=680

Contact

Sean Sager, Protection Officer, UNHCR, sager@unhcr.org
Yurii Arnautov, Information Management Officer, UNHCR, arnautov@unhcr.org

UNHCR
The UN Refugee Agency