



**THE DEMOCRATIC REPUBLIC
OF THE CONGO**

**REGIONAL REFUGEE
RESPONSE PLAN**

January - December 2018

2018
END OF YEAR
REPORT

CREDITS

UNHCR wishes to acknowledge the contributions of partners and staff in the region and at Headquarters who have participated in the preparation of the narrative, financial and graphic components of this document.

CONCEPT DESIGN

UNHCR, Office of the Regional Refugee Coordinator for the DRC Situation, in Kinshasa, DRC, with the support of Information Management Unit at UNHCR, Regional Representation in Kinshasa, DRC.

The maps in this publication do not imply the expression of any opinion on the part of UNHCR concerning the legal status of any country or territory or area, of its authorities, or the delimitation of borders or boundaries.

The population figures in this report were updated to reflect the results of continuous biometric registration and verification exercises in countries of asylum. Except where indicated otherwise, all population figures provided in this report are as of December 31, 2018.

WEB PORTAL For more information on the DRC situation go to: [UNHCR operational portal - DRC situation](#)

COVER PHOTOGRAPH

Tanzania. A young Congolese refugee girl outside one of the shelter blocks of Nyarugusu refugee camp. ©UNHCR/Georgina Goodwin

Contents

FOREWORD	03
2018 REGIONAL REFUGEE RESPONSE PLAN	
Regional key Indicators	05
Regional Overview	07
Funding	11
ANGOLA	
Situation Overview	16
2018 Achievements and Remaining Gaps	17
Funding	21
BURUNDI	
Situation Overview	24
2018 Achievements and Remaining Gaps	25
Funding	29
REPUBLIC OF CONGO	
Situation Overview	32
2018 Achievements and Remaining Gaps	33
Funding	35
RWANDA	
Situation Overview	38
2018 Achievements and Remaining Gaps	39
Funding	44
UGANDA	
Situation Overview	48
2018 Achievements and Remaining Gaps	49
Funding	55
UNITED REPUBLIC OF TANZANIA	
Situation Overview	58
2018 Achievements and Remaining Gaps	59
Funding	64
ZAMBIA	
Situation Overview	68
2018 Achievements and Remaining Gaps	69
Funding	74
2018 RRRP PARTNERS	76

Foreword

I am pleased to present this End of Year Report for the 2018 Regional Refugee Response Plan (RRRP) for the Democratic Republic of Congo (DRC) situation. The report reflects the milestones in the response to the DRC situation, challenges and remaining gaps, in seven countries of asylum in the region: Angola, Burundi, the Republic of the Congo (ROC), Rwanda, Uganda, the United Republic of Tanzania and Zambia.

In 2018, the humanitarian crisis in the DRC deteriorated throughout the year, affecting people in areas previously considered stable, while putting additional pressure on the coping and survival mechanisms of already affected populations. Tens of thousands of Congolese refugees fled to neighbouring countries, with a significant increase in refugee flows to Uganda, Burundi and Zambia, bringing the total number of the Congolese refugee population in Africa to 814,975 at the end of 2018.

On 23 March 2018, 31 humanitarian and development partners launched the 2018 RRRP for the DRC situation, appealing for US\$ 504 million to help respond to the needs of Congolese refugees in the neighboring countries. As displacement continued, the needs increased drastically. The revised 2018 RRRP was published on 17 July 2018 with 13 new partners in the response, bringing the total number of partners to 44 and the total financial requirements to \$547 million.

The RRRP became the main inter-agency coordination tool in the region for the complex DRC situation, fostering extensive joint planning and implementation for multisectoral activities throughout the year, targeting refugees and host communities.

The RRRP benefited from the solidarity and generosity of donors, to whom I would like to express my deepest appreciation.

Despite this generosity, the refugee response remained underfunded, as at the end of 2018. The RRRP received some US\$ 183 million, representing only 33 per cent of the total requirements. The resulting funding gap had a devastating impact on refugees, and other persons of concern, affecting access to education and health services, the provision of food, and access to sustainable livelihoods.

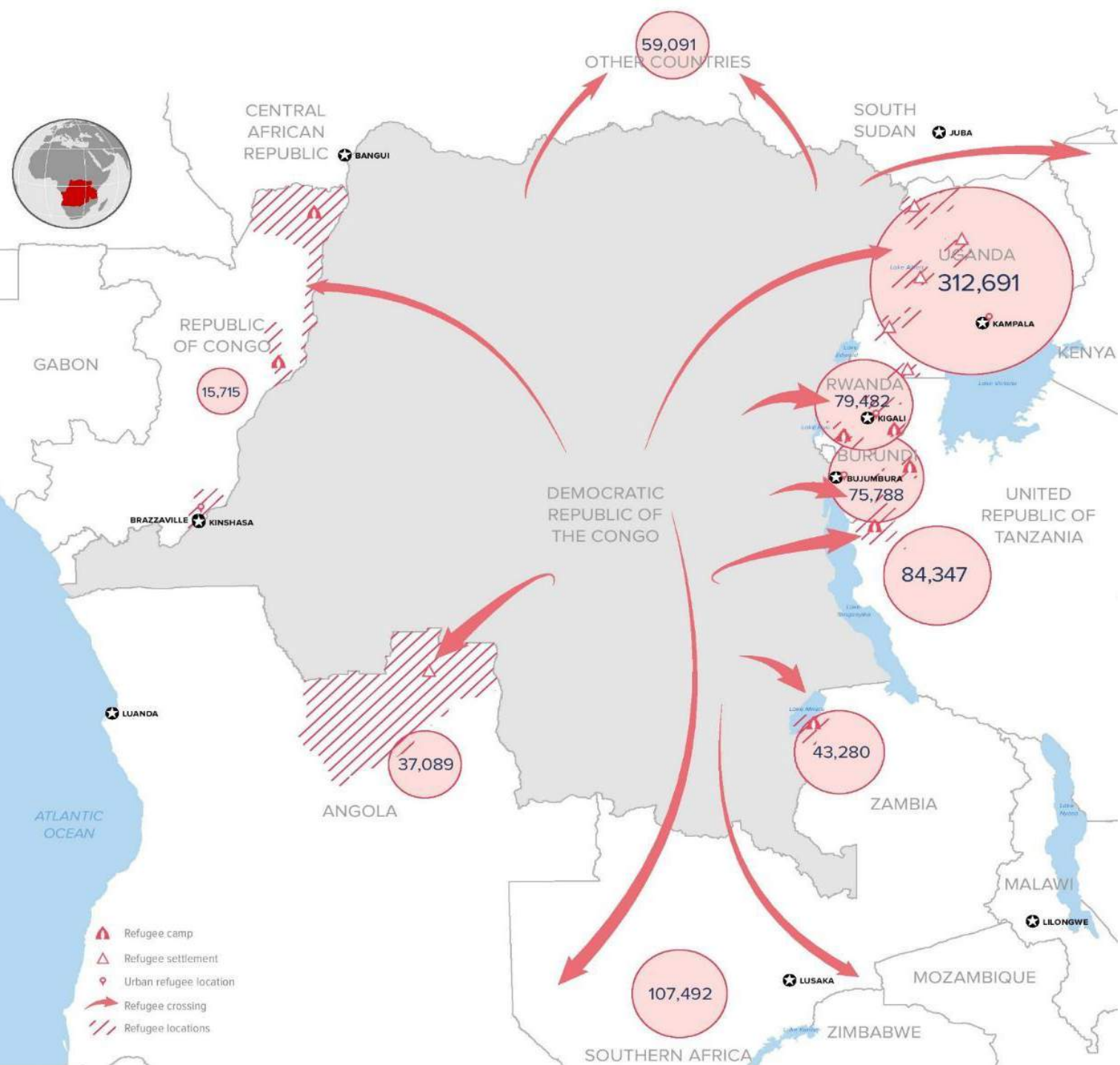
It is critical at the present time to continue regional cooperation and ensure that joint efforts are made so that refugees and other persons of concern, particularly children and young people, can fully enjoy their rights. Additional funding will allow UNHCR and its RRRP partners to implement effective activities and to provide humanitarian assistance, especially to expand access to livelihoods.

We remain committed to working collectively to address the critical challenges presented by the DRC situation and to improve the circumstances of refugees.

Ann Encontre

UNHCR Regional Refugee Coordinator for the
DRC Situation





Southern Africa includes Botswana, the Indian Ocean islands, the Kingdom of Eswatini, Lesotho, Madagascar, Malawi, Mozambique, Namibia, South Africa and Zimbabwe. **Other countries** include the Central African Republic, Chad, Kenya and South Sudan.

Response in 2018

814,975

TOTAL
REFUGEE
POPULATION
AS AT
DECEMBER
2018

159,074

NEW
ARRIVALS
IN 2018

US\$ **547** M

TOTAL
FINANCIAL
REQUIREMENTS

US\$ **183** M

FUNDING
RECEIVED
REPRESENTING
33% OF THE
REQUIREMENTS

44

PARTNERS
INVOLVED

Regional Key Indicators



814,975

Total of
Congolese
refugees and
asylum seekers
in African
countries in 2018



159,074

Total of new
arrivals in
countries of
asylum in 2018



51%

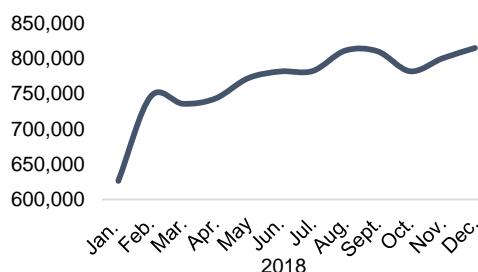
Women



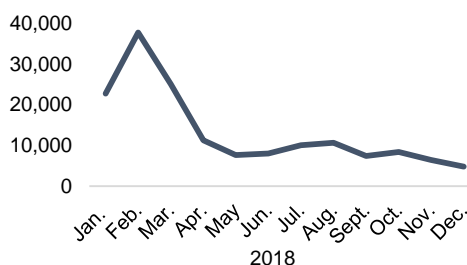
49%

Men

EVOLUTION OF REFUGEE POPULATION



MONTHLY ARRIVALS TREND



55%

Children



42%

Adults



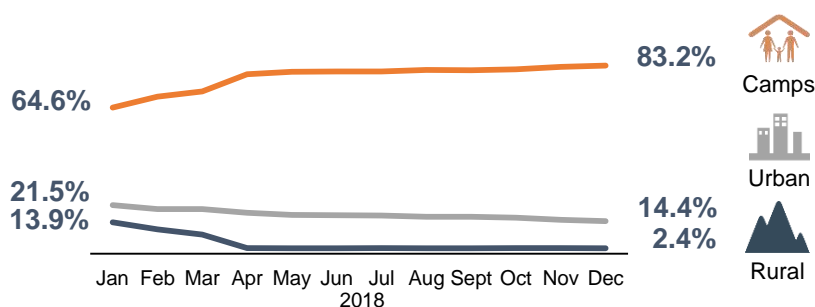
3%

Elderly



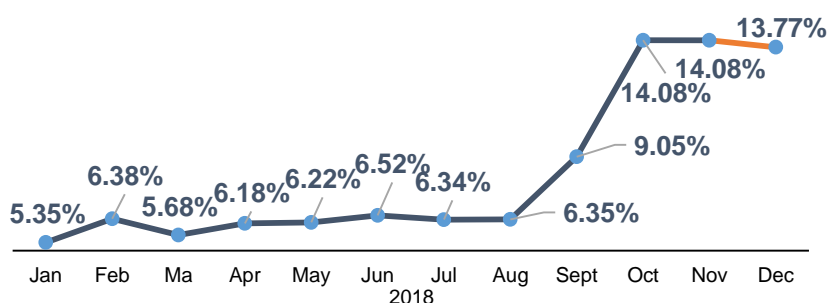
The total number includes figures from Angola, Botswana, Burundi, the Central African Republic, Chad, Kenya, the Kingdom of Eswatini, Lesotho, Madagascar, Malawi, Mozambique, Namibia, the Republic of the Congo, Rwanda, South Africa, South Sudan, Uganda, the United Republic of Tanzania, Zambia and Zimbabwe. **New arrivals** include figures from Angola, Botswana, Burundi, the Central African Republic, Chad, Kenya, the Kingdom of Eswatini, Madagascar, Malawi, Mozambique, the Republic of the Congo, Rwanda, South Sudan, Uganda, the United Republic of Tanzania and Zimbabwe. **This age and gender breakdown** includes figures from Angola, Botswana, Burundi, Chad, the Central African Republic, Kenya, the Kingdom of Eswatini, Madagascar, Malawi, Mozambique, the Republic of the Congo, Rwanda, South Sudan, Uganda, the United Republic of Tanzania, Zambia and Zimbabwe.

SETTLEMENT DYNAMICS



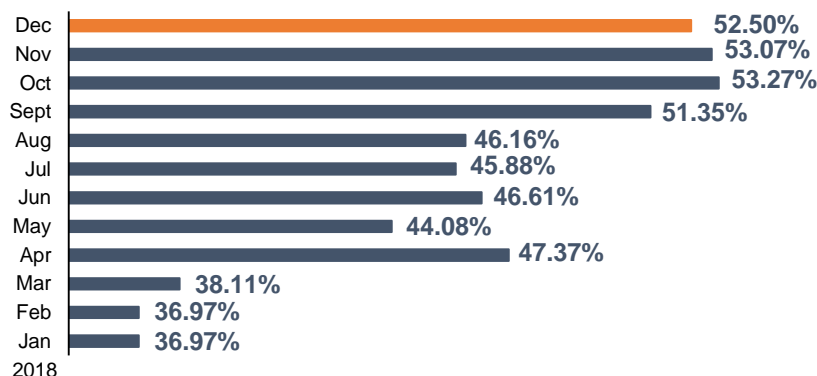
During 2018, there was an 18.6 per cent increase in the number of refugees living in camps, bringing the total number of camp-based refugees to 83.2 per cent.

PROPORTION OF REFUGEES WITHOUT AN OCCUPATION



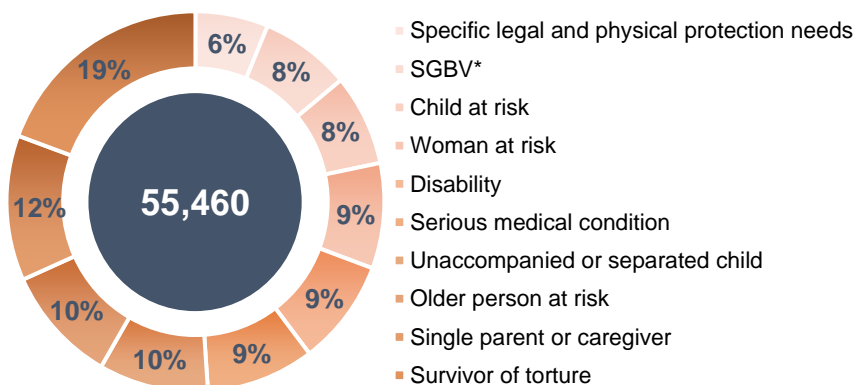
Unemployment among refugees reached 13.77 per cent. At the same time, the vast majority worked in relatively low skilled and poorly paid occupations, including as farmers and fishermen, hairdressers and barbers, tailors and dressmakers.

PROPORTION OF REFUGEES WITHOUT EDUCATION



Some 52.50 per cent of refugees had no education at all. No access to training on the language of instruction caused refugees to drop out, while lack of certified teachers and overcrowded classrooms impacted heavily on the quality of education.

PERSONS WITH SPECIFIC NEEDS as at December 2018



As at December 2018, there were some 55,460 refugees with specific needs, including torture victims, survivors of sexual and gender based violence, as well as single parents and unaccompanied or separated children.

The above charts include figures from Botswana, Burundi, the Central African Republic, Chad, the Kingdom of Eswatini, Kenya, Madagascar, Malawi, Mozambique, Namibia, the Republic of the Congo, Rwanda, South Sudan, Tanzania, Uganda and Zimbabwe.

Regional Overview

In 2018, the crisis in the Democratic Republic of the Congo (DRC) drastically worsened, spreading to previously unaffected areas and impacting the Great Lakes region. The ongoing conflicts across much of eastern DRC continued to cause significant population displacement, damage to property, tragic loss of human life and other serious human rights violations. While the majority of displaced people remained within the country, a total of 159,074 new refugees fled the DRC in 2018.

From January to December 2018, there was a significant increase in refugee flows to Uganda with 119,919 new arrivals, Burundi with 14,786 and Zambia with 7,981. In addition, inter-communal clashes on 16 December in the province of Mai-Ndombe in western DRC led to an influx of about 16,000 Congolese asylum seekers into the Republic of Congo; the largest influx in almost a decade. New arrivals joined refugees from previous waves of violence - among them many in protracted refugee situations, bringing the total number of Congolese refugees in Africa to 814,975, as at December 31, 2018.



The 2018 Regional Refugee Response Plan (RRRP) for the DRC situation was the first regional inter-agency effort to capture the needs of Congolese refugees in neighbouring countries. Throughout 2018, RRRP partners strengthened their advocacy efforts and promoted access to asylum, and the maintenance of the civilian and humanitarian character of asylum. While there were needs in nearly every sector, from the most basic items needed to ensure survival and dignity, to lifesaving protection and the prevention of sexual or gender-based violence, to livelihood opportunities, there continued to be significant concerns about the effects of underfunding; the RRRP was only 33 per cent funded, as at 31 December 2018.

Most of the countries of asylum in the region maintained open borders. However, the situation in Tanzania, was characterized by a more restrictive approach to access to territory for refugees and asylum seekers, by the closure of border entry points. There were also many cases of expulsion of refugees, as part of a collective deportation of immigrants from Angola.

Although some progress was made in the emergency response, support and assistance were limited for shelter, food security, nutrition, and other basic needs, or to meet minimum standards and improve access to basic services, including education and health. While new settlements were established, such as in Burundi, the existing camps and sites remained saturated and basic services in many cases were stretched to the limit, including in Rwanda and Tanzania. Further, funds for livelihoods' activities, as well as employment opportunities were limited, prolonging refugees' dependence on handouts support.

As regards coordination, response partners continued to engage in strong advocacy with government officials, UN humanitarian and development actors, NGOs, civil society and donors, for the implementation of the regional response strategy and to improve the protection environment for refugees and other persons of concern to UNHCR, including members of host communities. In cooperation with host governments, mechanisms for the registration of refugees were established, physical verification exercises were conducted, and civil registration was enhanced, such as in Uganda, the Republic of the Congo (ROC), and Rwanda. Response partners carried out joint assessment missions to review and adjust assistance for beneficiaries in response to expressed needs, including for food security in Angola, and to assess and explore livelihood opportunities in ROC.

PROTECTION: The broad spectrum of protection activities resulted in a wide range of achievements such as: the release of some 4,156 refugees from detention in Angola, provision of assistance to 2,165 unaccompanied and separated children in Burundi, establishment of five joint conflict resolution committees for refugees and host communities in the ROC, provision of legal assistance to 100% of all those who sought support in Rwanda, provision of support to 100% of sexual and gender based violence (SGBV) survivors in Uganda, resettlement of some 3,198 refugees to third countries from Tanzania and

enrolment of 3,124 children in programmes for psychological support in Zambia. However, significant gaps remained, like in the protection of adolescent girls at risk of transactional sex in Angola, the inclusion of lesbian, gay, bisexual, transgender and intersex (LGBTI) persons to eligibility procedures in Burundi, the provision of assistance to persons with disabilities in Rwanda and access to justice in Uganda.

EDUCATION: Although some efforts were made to improve the learning environment through construction and rehabilitation of educational facilities in Angola, Rwanda, Tanzania, Uganda and Zambia, there remained substantial gaps in terms of the limited number of classrooms, qualified teachers and language orientation programmes. In Burundi, there was an increase of about 15 per cent in the number of enrolled students, but there was a large number of school dropouts, particularly girls. Due to limited funding, children received less than half of the needed scholastic materials in Rwanda, and the ratio of students to teachers was 76:1 in Zambia.

FOOD SECURITY: On a monthly basis, response partners distributed food rations, cash grants and food vouchers, to refugees and new arrivals. While delivery of food assistance remained relatively consistent, programmes aimed at ensuring sustainable self-resilience and food security among refugees remained underfunded, such as in Uganda. Due to funding shortfalls, there was a 50 per cent cut of all commodities in Angola and Zambia during certain months, and up to 25 per cent in the general food distribution in Rwanda.

HEALTH & NUTRITION: While basic health services were available to the vast majority of refugees and asylum seekers, basic medical coverage was not available to refugees settled in remote areas, such as in ROC. There was a recognized need to have increased access to secondary and tertiary health care in Rwanda and access to specialized services, including mental health services in Zambia and antiretroviral therapy for people living with HIV in Burundi. Despite progress, there was a lack of funding for the expanded programme of immunization in ROC, while the prevalence of anaemia among children six to 59 months in Tanzania reached 56 per cent.

LIVELIHOODS & ENVIRONMENT: Response partners made efforts to foster the economic self-reliance of refugees, including through agricultural production. In Angola and Zambia, refugees received land and farm implements to develop income generating activities. Over 23,000 refugees in Rwanda made use of services provided by national microfinance institutions and some 4,000 refugees in Uganda received start-up assistance for business

At the end of 2018, some 18,078 Congolese refugees were relocated from the Cacanda transit center in northern Angola to a newly established settlement in Lóvua.
©UNHCR / Omotola Akindipe



development. However, due to funding shortfalls, there were limited livelihoods opportunities, particularly for refugee youth in the camps. As regards the environment, trees were planted on over 26 hectares of slopes in refugee camps in Burundi and about 22,500 refugees received environmental education in Rwanda. At the end of 2018, there were limited sources of energy for domestic use in Zambia, while in Tanzania deforestation and competition for resources continued to be a source of increasing tensions between refugees and host communities.

SHELTER & NON-FOOD ITEMS (NFIs): Following the influx of refugees into Uganda, all new refugees were provided with communal temporary shelter. In Burundi, a new refugee camp was constructed in Nyakanda. In Zambia, the integrated settlement of Mantapala was established to host both refugees and members of the host community with shared services. To address the needs of new arrivals, new shelters were constructed in Angola and family shelters were maintained in Rwanda. However, the lack of adequate accommodation and related facilities remained a challenge, particularly for refugees with specific needs. In Angola, there remained a need for the construction of over 6,500 transitional shelters, while in Tanzania 95 per cent of pre-influx refugees continued to live in old and dilapidated shelters. Further, due to limited resources, refugees did not always receive complete NFIs and hygiene kits. In some countries, such as Tanzania, there has been no general distribution of NFIs since 2005.

WATER, SANITATION AND HYGIENE (WASH): Response partners continued to promote hygiene and public health, and supported the construction of latrines, showers and the provision of portable water in camps. However, critical funding gaps continued to undermine the stabilization of existing water schemes, as well as the rehabilitation or replacement of facilities. The average quantity of available water per person was less than the standard of 20 litres in Angola, Burundi and Rwanda, while about 30 per cent of refugee families in Uganda and 48 per cent in Zambia lacked access to household latrines and bath shelters.

THE COMPREHENSIVE REFUGEE RESPONSE FRAMEWORK

In **Rwanda**, the Government-led initiatives in the refugee response promoted the inclusion of refugees in national programs, in line with the Comprehensive Refugee Response Framework (CRRF), and the Global Compact on Refugees. The Government formally announced Rwanda as a pilot country for the application of the CRRF approach on the basis of four specific commitments towards inclusion of refugees into education and health systems, issuing documentation to all refugees and adopting a livelihoods strategy to ensure that refugees are progressively graduated from humanitarian assistance by becoming more self-reliant.

In 2018, a Multi Year Multi-Partner Protection and Solutions Strategy started being implemented. Response partners paid particular attention to activities and long-term interventions that could offer sustainable improvements to refugees and provided opportunities to reduce social disparities, including through the training in business skills.

The Government of Uganda continued to embrace existing initiatives, mechanisms and policies seeking to address the needs of refugee and host communities. The CRRF Secretariat drafted and published Uganda's CRRF Road Map to guide its stakeholders toward expected results in 2018, based on a set of indicators. The Road Map highlighted the following priority focus areas: adaptation and standardization of refugee response and protection based on lessons learned; access to quality education for refugee and host communities; water delivery and infrastructure; environment and energy; health care; and livelihoods, resilience and self-reliance.

To bridge the gaps between Uganda's National Development Plan II (NDP) and full refugee inclusion into NDP III, the Ministry of Education and Sports, Ministry of Health, and Ministry of Water and Environment initiated sector response in plans to include refugees in the current (development) national sector plans. A first of its kind in the world, the Education Response Plan for Refugees and Host Communities, as an addendum to the education sector strategy under NDP II, was launched in September 2018, creating entry points for development donors, consolidating humanitarian actors into one government plan and providing a legal basis for district local governments to plan and budget for educational service delivery for all in their area of coverage. At the end of 2018, the Ministry of Health leveraged the CRRF to complete the Uganda National Integrated Health Response Plan for Refugees and Host Communities, seeking to integrate humanitarian health services into the government health care system. This plan is due for release in early 2019.

In **Zambia**, the Government worked to finalise the CRRF Road Map. The Road Map sets out the vision of the CRRF in Zambia and provides strategic guidance on its implementation. In line with the 'whole of society' approach, outlined in the New York Declaration, the Road Map states the CRRF areas of engagement, identifies stakeholders and principles of partnership, outlines the CRRF coordination structures at the national, provincial, and district levels and its practical application, and identifies priority sectors (admission and rights, emergency response, inclusion, self-reliance, solutions and root causes).

The development of Mantapala settlement was very much influenced by the CRRF approach. The integrated settlement, was conceived as a solution where humanitarian and development efforts could work together to ensure better and more sustainable outcomes for both the refugee and host communities, including for strengthening peaceful co-existence. Emphasis was put on self-reliance and refugees are encouraged to avail themselves of livelihood opportunities offered, so as to ensure that they acquire the means of self-sufficiency.



Uganda. Congolese refugee man (38) lives in Rwamwanja Refugee Settlement with his wife and three children. Back in the DRC, he was trained as a veterinary worker. He now makes a living by rearing poultry. © UNHCR/Vincent Tremeau

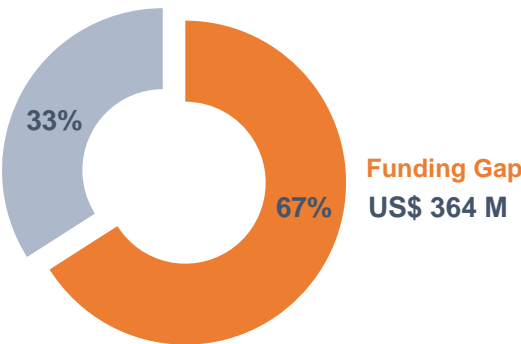


Funding

2018 RRRP FUNDING LEVEL

Total Requirements
US\$ 547 M

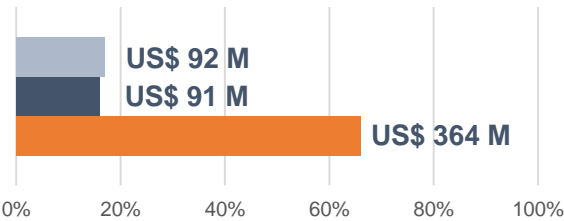
Funding Received
US\$ 183 M



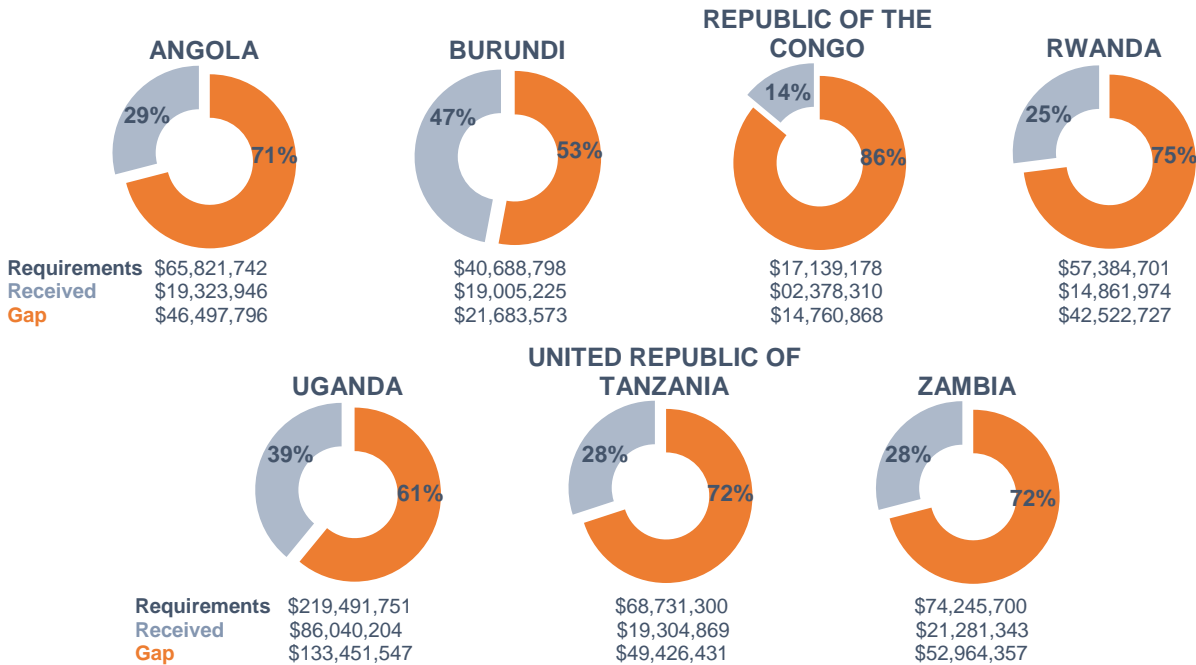
The interagency 2018 Regional Refugee Response Plan (RRRP) for the DRC situation received US\$ 183 million, representing 33 per cent of the total requirements of \$547 million for 2018 and leaving a funding gap of 67 per cent.

2018 RRRP FUNDING BREAKDOWN

- Earmarked funding
- Unearmarked and softly earmarked funding
- Funding gap

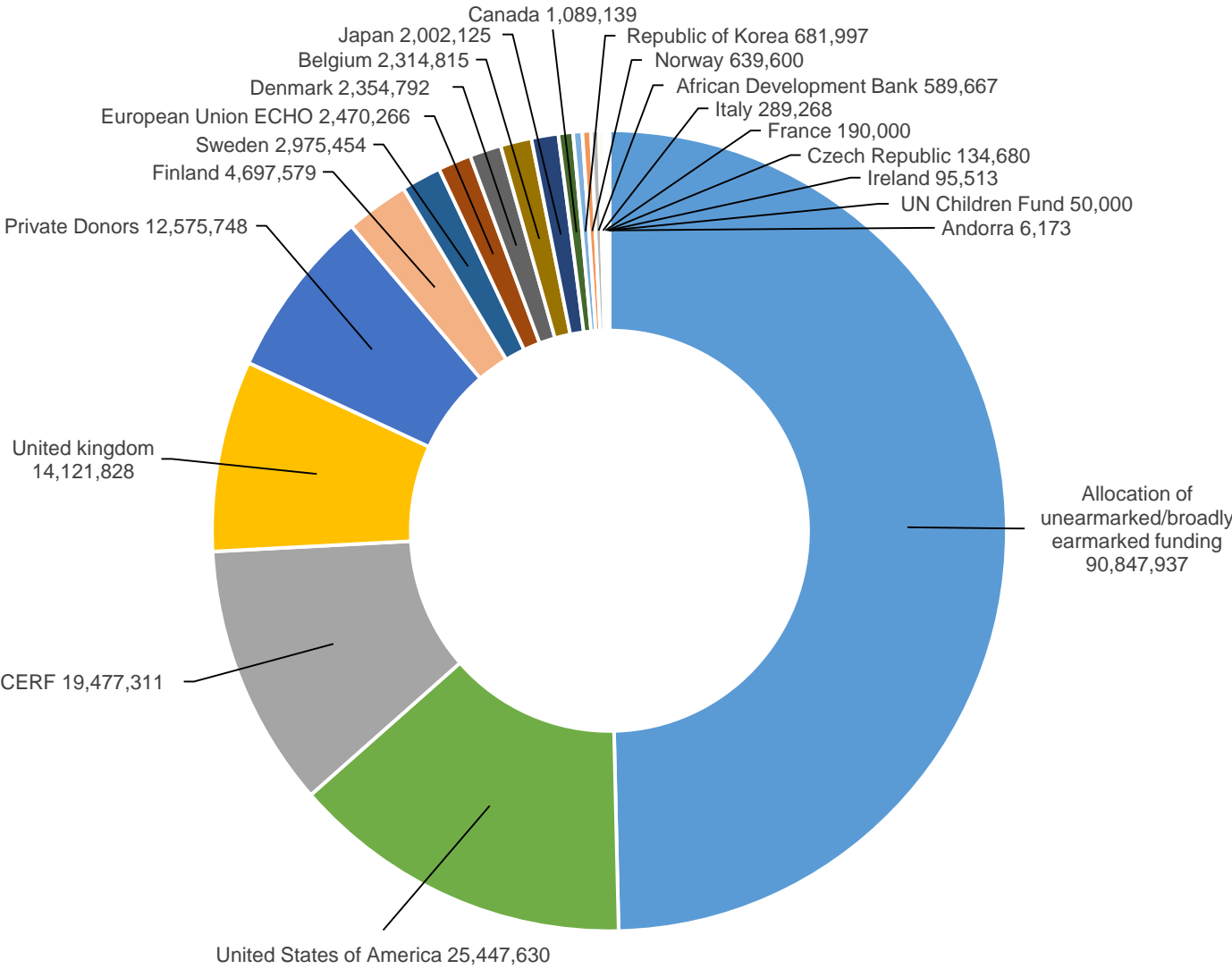


2018 RRRP FUNDING LEVEL by country of asylum



Organizations	Requirements Jan-Dec 2018	FUNDING RECEIVED PER ORGANIZATION AND COUNTRY OF ASYLUM									
		Angola	Burundi	ROC	Rwanda	Tanzania	Uganda	Zambia	Regional	Total Received	% Funded
AAHI	\$632,200								\$0	0%	
ACF	\$224,941						\$360,000		\$360,000	100%	
ACTED	\$550,000						\$190,000		\$190,000	35%	
ADRA	\$450,000						\$310,884		\$310,884	69%	
AIRD	\$884,630								\$0	0%	
ARC	\$1,934,620						\$807,489		\$807,489	42%	
BRAC	\$100,000								\$0	0%	
Care international	\$2,020,066						\$1,549,158	\$263,680	\$1,812,838	90%	
Caritas	\$1,460,880						\$1,176,405		\$1,176,405	25%	
DRC	\$4,709,011						\$573,000		\$573,000	60%	
FCA	\$950,000								\$0	0%	
FLM	\$5,000								\$0	0%	
GNT	\$1,250,000								\$0	0%	
GVC	\$450,000								\$0	0%	
HAI	\$19,561								\$0	0%	
Humanity&Inclusion	\$600,000								\$0	0%	
HOT	\$362,222						\$18,000		\$18,000	5%	
IAS	\$222,222					\$4,698,724	\$339,317		\$339,317	100%	
IRC	\$3,675,000						\$67,000		\$4,698,724	100%	
Johanniter	\$93,000								\$67,000	72%	
JRS	\$627,252								\$0	0%	
KRRC	\$418,302						\$79,678		\$79,678	19%	
LWF	\$3,396,805						\$1,471,759		\$1,471,759	43%	
MDM	\$2,450,000	\$277,500							\$277,500	11%	
MTI	\$1,727,957						\$2,430,074		\$2,430,074	100%	
NCA	\$1,913,000	\$180,000							\$180,000	9%	
NRC	\$4,268,645					\$1,063,174	\$585,366		\$1,648,540	39%	
Oxfam	\$2,440,729						\$821,428		\$821,428	34%	
PIN	\$422,989								\$0	0%	
Plan International	\$2,095,915						\$150,000	\$504,459	\$654,459	31%	
Save the Children	\$4,203,693						\$2,004,561		\$2,004,561	48%	
TTR	\$195,619						\$250,000		\$250,000	100%	
UN-FAO	\$17,261,337								\$0	0%	
UN-IOM	\$14,695,836						\$1,599,729	\$560,002	\$2,159,731	15%	
UN-UNDP	\$8,812,000								\$0	0%	
UN-UNDSS	\$43,600								\$0	0%	
UN-UNFPA	\$6,038,874		\$297,610				\$499,830	\$175,103	\$972,543	16%	
UN-UNHCR	\$288,654,006	\$16,177,036	\$17,342,694	\$2,378,310	\$14,861,974	\$13,244,443	\$56,210,198	\$15,045,119	\$136,115,424	47%	
UN-UNICEF	\$34,126,244	\$1,789,407	\$749,903			\$298,528	\$1,619,986	\$2,974,566	\$7,432,390	22%	
UN-UNRCO	\$200,000								\$0	0%	
UN-WFP	\$123,063,524	\$900,003	\$615,018				\$12,727,170	\$1,058,885	\$15,301,076	12%	
UN-WHO	\$2,412,035						\$199,173		\$199,173	8%	
URCS	\$2,578,497								\$0	0%	
WVI	\$4,409,400							\$699,529	\$699,529	15%	
Total	\$547,049,612	\$19,323,946	\$19,005,225	\$2,378,310	\$14,861,974	\$19,304,869	\$86,040,205	\$21,281,343	\$855,650	\$183,051,522	33%

Funding per Donor in USD



Details on donors to the inter-agency response are based on information reported by recipient agencies.

We Thank our Donors for their Continued Support



United States of America



United Nations
CERF Central
Emergency
Response
Fund



United Kingdom



Private Donors



Finland



Sweden



European Civil Protection and
Humanitarian Aid Operations



Denmark



Belgium



Japan



Canada



Republic of Korea



Norway



African Development Bank



Italy



France



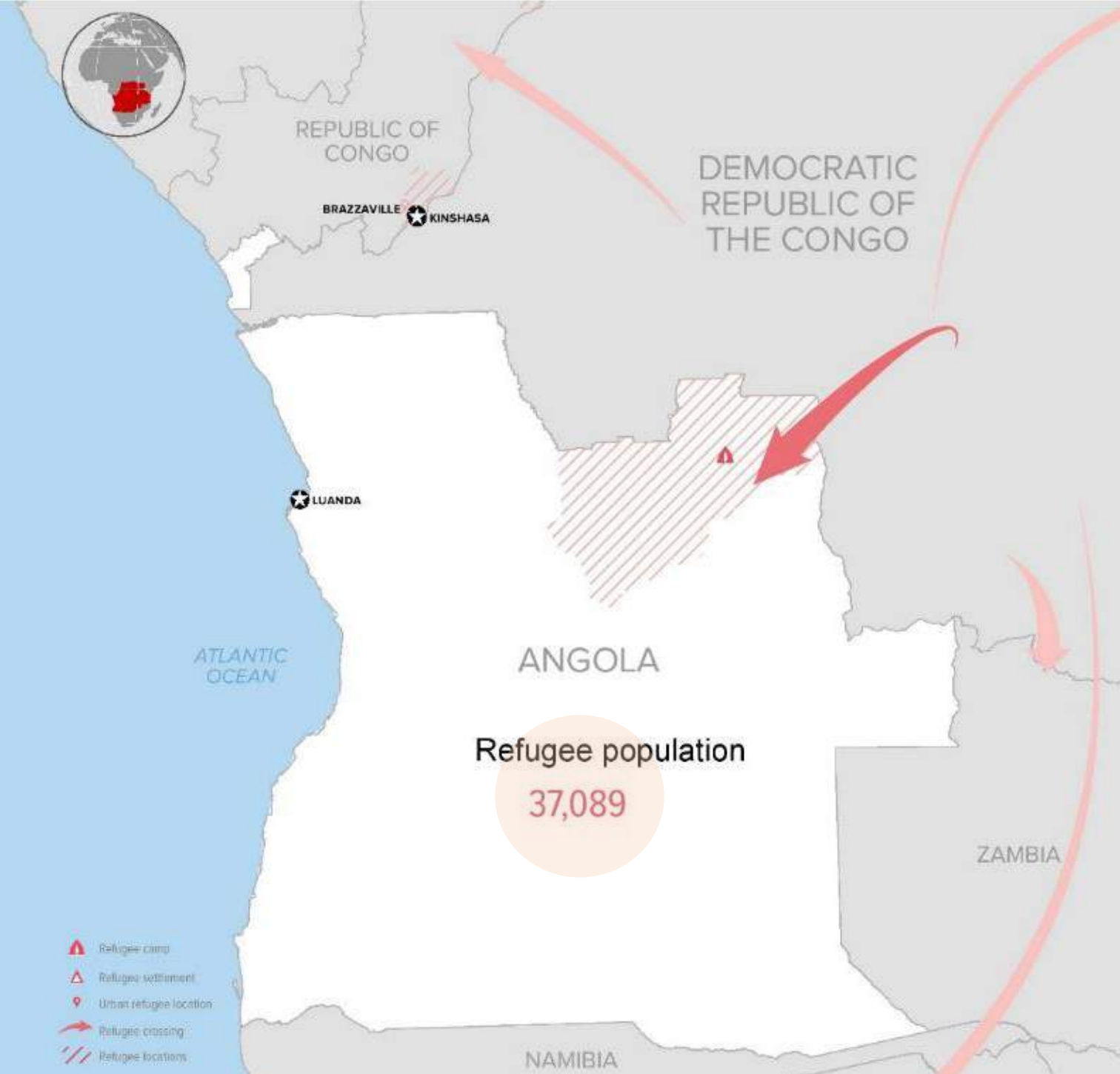
Czech Republic



Ireland



Andorra



ANGOLA Response in 2018

37,089

TOTAL
REFUGEE
POPULATION
AS AT
DECEMBER
2018

819

NEW
ARRIVALS
IN 2018

US\$ **66** M

TOTAL
FINANCIAL
REQUIREMENTS

US\$ **19** M

FUNDING
RECEIVED
REPRESENTING
29% OF THE
REQUIREMENTS

14

PARTNERS
INVOLVED

Situation Overview

As at the end of 2018, there were 37,089 refugees and asylum seekers from the DRC in Angola. Some 23,297 were receiving assistance on a monthly basis.

2018 was a time of consolidation and development of Lóvua settlement in Lunda Norte. The relocation of refugees continued and at the end of 2018 some 18,078 refugees were living in Lóvua settlement. Response partners worked together to assist Congolese refugees, including through management and distribution of food and non-food assistance; child protection and education activities, livelihood & environment interventions.

Some of the biggest accomplishments in Lunda Norte included the drilling of five boreholes (four in the settlement and one in host communities); construction of three permanent schools (each one with eight classrooms); construction of a new clinic; construction of two additional distribution centres; and construction of 2,484 individual shelters for refugees.

Despite some progress, domestic violence, child and forced marriage, high rate of teenage pregnancy and HIV among pregnant women were among the main challenges in Lovua settlement. As an immediate response a total of four women-friendly spaces were established and 24 social mobilizers started to conduct outreach and awareness activities in Lovua settlement.

Furthermore, protection hubs were established in Lovua settlement, standard operating procedures (SOPs) were developed, community mobilisers

trained, and refugee elections held resulting in 123 refugee representatives elected. Throughout the year, dignity kits were distributed to women in Lóvua settlement and thanks to donors some 60,000 pieces of clothing were distributed to support refugees, as well as members of the host community, in Lunda Norte.

During the second half of 2018, two governmental directives named *Operação Transparência* and *Operação Resgate* (Operation Transparency and Operation Rescue, in Portuguese) targeted irregular migrants and over 400,000 people were expelled to the DRC. Although refugees were not targeted and the Government of Angola reiterated its commitment to the principle of *non-refoulement*, over 1,500 refugees were finally refouled. Following the two operations, it was agreed with the Government of Angola that the relocation of refugees to Lóvua settlement living in urban areas should be accelerated.

One of the major challenges in 2018 was the establishment of livelihood opportunities for refugees in Lóvua. The settlement is 100 km from the provincial capital Dundo and there are very few livelihood opportunities in the Lóvua settlement and surroundings. A survey conducted in early January 2018 pointed out agriculture as the key livelihood opportunity for refugees, with the main market being in Dundo. This activity needs to be intensified in 2019 to ensure that refugees depend less on monthly food distribution, as well as to strengthen their resilience and contribute to economic growth.

Key facts and figures



2,484

NEW
SHELTERS



60,000

PIECES OF
CLOTHING
WERE
DISTRIBUTED



LIMITED
LIVELIHOOD
OPPORTUNITIES



Protection



69,437

home visits by child protection mobilizers conducted



4,156

refugees were released from detention



1,512

cases of abuse, neglect and violence

Key Achievements

Following intervention by response partners some 4,156 detained refugees released. Child protection community education messages reached about 57,127 adults and 78,223 children. The messages focused on prevention of child abuse, sexual exploitation and violence. A total of 306 sexual and gender based violence (SGBV) cases were identified and referred to relevant partner agencies in due time. Response partners managed a child friendly space, as well as four friendly spaces for women and some 69,437 home visits were conducted by 60 mobilizers.

A total of 72 religious leaders of different denominations were trained in positive discipline and celebrating families. Also, about 55 elected village leaders, 10 teachers, 45 community mobilisers and 44 community volunteers were trained in child protection standards.

of UASC, children with special needs, and cases of child protection concern identified and referred to MINARS and INAC, segregated by gender and age.

of UASC, children with special needs, and cases of child protection concern followed up at the community level, disaggregated by gender and age.

of child protection safety network groups and members trained, disaggregated by gender.

Remaining Gaps

With a higher number of refugees living in Lóvua settlement and the distance between the villages, 60 child protection mobilizers were not sufficient to attend to refugee needs. The lack of livelihood opportunities resulted in high levels of poverty and vulnerability. This led to an increased number of child protection cases. It also increased the risk of adolescent girls engaging in transactional sex. The child safe space needs infrastructural improvement. More sensitization work needs to be done by the refugee committees to ensure peaceful coexistence, including with host communities.

1,512

1,512

427



Food security



Up to **23,500**

refugees received monthly food assistance



253,862

food rations were distributed



Up to **50%**

cut across all commodities

Key Achievements

On a monthly basis, food rations were distributed to all biometrically registered beneficiaries, based on the agreed ration scale. A total of 253,862 food rations of 4,335,125 kg of food was distributed, with a value of US\$ 3,673,831, covering the needs of between 20,500 and 23,500 refugees. Food distributions included maize meal, pulses, Corn Soya Blend (CSB), Super Cereal Plus (SCP), vegetable oil, and salt. A post distribution Accountability & Monitoring system was established allowing the project to monitor the quality of the distributions and its impact.

Remaining Gaps

In May 2018, a UNHCR and WFP joint assessment mission (JAM) was conducted in Lóvua settlement. The main findings in terms of food security pointed to unfavourable indicators, with 29% of the households in Lóvua having reported poor food consumption and 34% being borderline.

In July, a shortfall in funding resulted in a 40% reduction in the maize flour ration, and a 30% reduction in the bean ration. In August there was a 50% cut across all commodities. This was a big gap for a population that relies entirely on food assistance.

During 2018 a total of 23,746 children were screened for malnutrition; 13,682 girls and 10,064 boys. Between January and August 2018, on average a total of 1,172 children aged between six and 23 months benefitted from a blanket provision of Super Cereal Plus. In addition, an average 84 malnourished children benefitted from nutritional supplements. An average of 1,106 pregnant and lactating women (PLW) received CSB during the general food distributions.

Communal kitchen demonstrations were conducted educating mothers with children under five years of age about proper feeding practices and some 20 community health agents were trained in community management of acute malnutrition.

The food/cash voucher programme was not implemented in 2018. It is expected to start again in April 2019 as refugees indicated that there is a need to diversify their diet.

% of food beneficiaries entitled to food who received food during the latest food distribution

100%

of children Screened

23,746

of /PLWs admitted in the programme

1,106



Livelihoods & Environment



864

farmers received farm implements



6.7 MT

of seeds were distributed



vocational training programme and the issuing of business startup kits could not be implemented

Key Achievements

Partners supported refugees in developing income generation activities. A market survey was conducted in early 2018. The key finding of this survey was that agricultural production would be the main income generating activity for the Lóvua settlement. The survey also indicated that income generating activities for youth in particular were critical.

Given that context, some 212.5 hectares of agricultural land were cleared and distributed to 525 farmers, who also received a total of 6.7 MT of seeds comprised of cabbage, tomato, bean, onion and maize. A total of 21,000 cassava cuttings were also distributed to 864 farmers as well as farm implements, such as hoes and machetes to support their agricultural activities. Some 1,449 indigenous trees were marked to preserve the local flora and fauna; in addition, big trees were not cleared from land marked for farming. Further, about 600 hoes were distributed to local communities.

Remaining Gaps

The anticipated vocational training programme and the issuing of business startup kits could not be implemented due to funding shortages. The critical gap in the livelihoods programme was the lack of funding for a more diversified livelihoods programme. In this connection, only agricultural production capacity was developed but there was a critical need to develop other livelihood options, especially for youth.

The need to clear more agricultural land remained, as well as the need to increase the plot size so that more commercial production could take place and produce can be sold in Dundo. The distribution of more seeds of different crop varieties remained a challenge, as well as the simultaneously work on community seed multiplication schemes and seed storage. Finally, the need to purchase and distribute small livestock remained as well; that would make it possible for refugees to improve their nutritional situation.

of persons receiving production kits or inputs for agriculture

525

% of households with access to arable land or other productive natural resources

15%

of households involved in agricultural/livestock/ fisheries production

525



Shelter & NFIs



2,484

new shelters were constructed



232,499

NFIs were distributed including mosquito nets, blankets and kitchen sets



6,500

transitional shelters are needed

Key Achievements

Between January and December 2018, some 2,484 shelters were constructed for households who were relocated from Dundo to the Lovua settlement and about 1,832 tents were also erected. According to the response plan a total of 50 km of road was planned for as per initial design. About 40Km were completed, by the road contractor hired by the Government of Angola.

During the relocations to the Lovua settlement, RRRP partners distributed a total of 232,499 non-food items (NFIs), including mosquito nets, blankets, jerry cans and kitchen sets, as well as core relief items (CRIs) such as soap and hygiene kits for girls and women. In addition, during the monthly food distributions all refugees also received soap. Three distribution centres were constructed, as well as four recreation centres. The child protection safe space also received NFIs.

Remaining Gaps

At the end of 2018, additional shelter and infrastructure solutions were needed for improved accommodation of refugees, including about 6,500 transitional shelters to be constructed for the whole settlement.

% of households accommodated in individual shelters

15%



Camp Management & Camp Coordination



123

elected representatives



offered trainings in management and conflict resolution



only **33%**

elected representatives

Key Achievements

RRRP partners supported the election in April 2018 of the Lovua settlement committees, with three representatives (Chairperson, Deputy Chairperson, Secretary) elected for each of the 41 villages. A total of 3,524 voters (74% voter turnout) elected the 123 leaders, who comprised the general assembly to meet once a month. Since April 2018, 14 general assembly meetings were organized.

Remaining Gaps

Although many refugee women actively participated in the proceedings, only 41 were elected to the refugee committees, making up just 33% of the membership.

Camp leaders were taken through management and conflict resolution capacity building to enable them to effectively lead their constituents. Activities, initially, focused on conflict resolution and peaceful coexistence; the refugee settlement committees solved four conflicts. A total of 41 bicycles were distributed to refugee leaders to assist mobility within Lovua settlement.

# of conflicts resolved	100%
# of community structures established	41
# of community consultation meetings	41



WASH



4,000

households with individual latrines



5

boreholes were drilled



only **50%**

of adequate water was supplied

Key Achievements

RRRP partners supported the construction of latrines and showers, provision of potable water, solid waste management, and the provision of sanitation and hygiene sensitization and promotion work. Five boreholes were successfully drilled in 2018 and 69,156 m3 of water was supplied to Lovua settlement to cater for 19,786 refugees, which averaged about 10 litres per person per day.

Out of the 4,998 households in the settlement about 4,000 had individual latrines. Of the 57 villages in the settlement 44 fully fledged WASH management committees and about 30 kits of NFIs were distributed to local traditional leaders. A total of 57 villages were plotted for a total of 4,982 plots.

Remaining Gaps

At the end of 2018 there was a remaining gap of another 10 litres of water per person per day, requiring additional supply of 35,000 m3 of water per annum. In addition, about 1,000 latrines were needed to cover the needs of equal number of households.

% of adequate water supplied to the refugees in Lovua camp

50%

% of households with latrines constructed

80%

of water management committees established

44



Education



2,642

refugee children had access to informal/preparatory education



3

permanent schools were constructed



lack of adequate educational facilities

Key Achievements

In 2018, some 2,642 refugee children out of 4,580 children at school-aged at Lovua settlement had access to informal/preparatory education in four temporary schools. As classes were held on an informal basis, there was no division between primary and secondary school.

A total of three permanent schools with eight classrooms each were constructed.

Remaining Gaps

Some 1,938 children, representing the 42 per cent of school-aged children did not have access to education. However, formal education was not available to any school-aged children due to lack of infrastructure and the slow path of negotiations with the Government.

In addition, there were some 2,214 school-aged children in the urban areas of Dundo who could not have access to education, due to the lack of necessary documentation.

Although three permanent schools with eight classrooms each were built, however, the available infrastructure was not enough for the number of children. Therefore only primary formal education will be available in 2019 and no formal secondary education programmes could be delivered in 2019 due to lack of resources.

% of school-aged refugee children attending school / temporary learning spaces

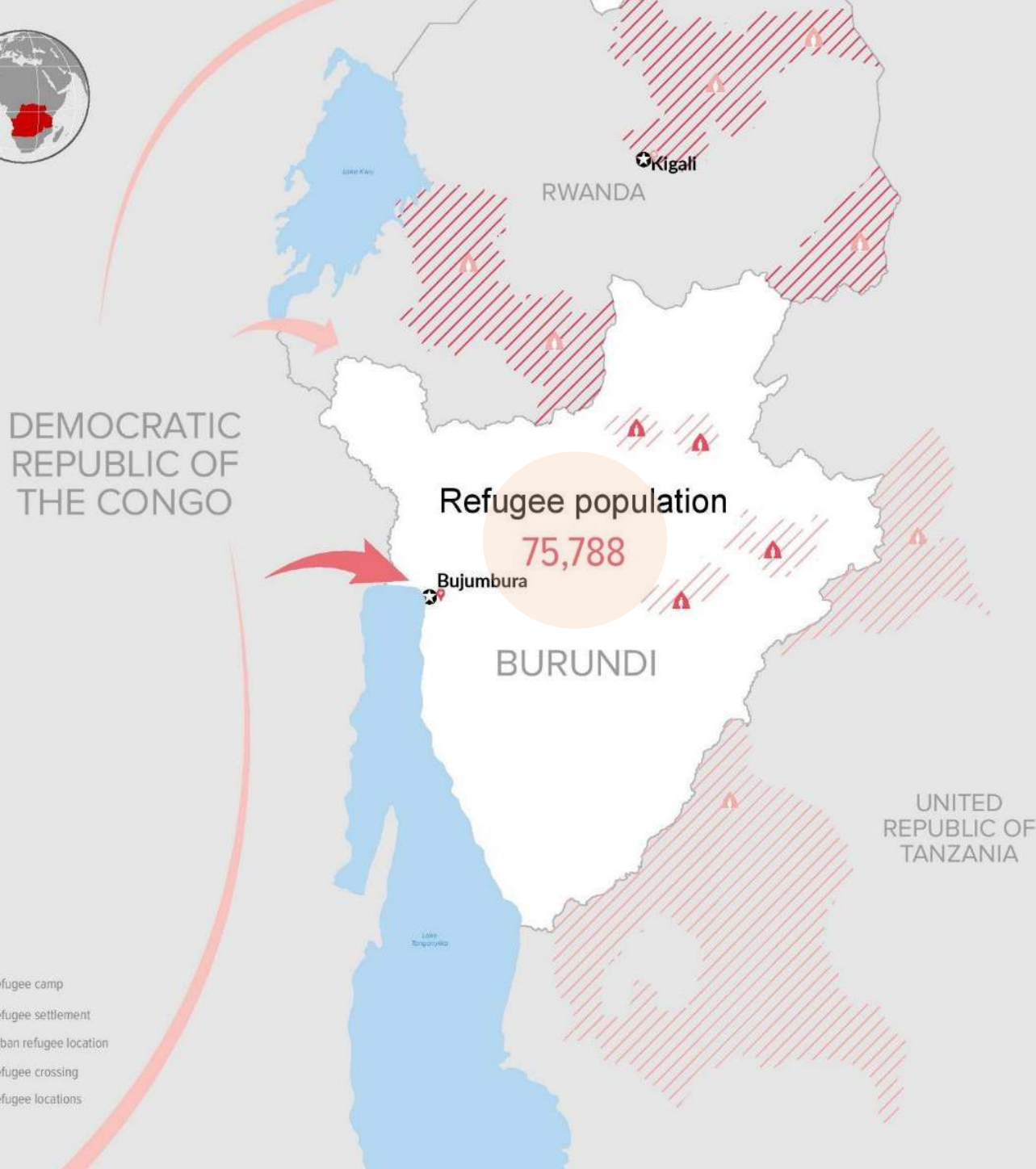
58%

Funding

ORGANIZATION	REQUIREMENTS (USD) JAN-DEC 2018	TOTAL RECEIVED (USD)	% FUNDED
1. JRS	\$627,252		0%
2. LWF	\$1,245,726		0%
3. MDM	\$1,200,000	\$277,500	23%
4. NCA	\$1,313,000	\$180,000	14%
5. PIN	\$422,989		0%
6. UN-FAO	\$3,300,000		0%
7. UN-IOM	\$975,000		0%
8. UN-UNDP	\$3,150,000		0%
9. UN-UNFPA	\$1,189,933		0%
10. UN-UNHCR	\$29,660,538	\$16,177,036	55%
11. UN-UNICEF	\$7,344,719	\$1,789,407	5%
12. UN-UNRCO	\$100,000		0%
13. UN-WFP	\$14,894,000	\$900,003	24%
14. UN-WHO	\$398,585		0%
Total	\$65,821,742	\$19,323,946	29%

Angola. Young Congolese refugee girls wait in a safe space at Lóvua settlement for the distribution of menstruation dignity kits. © UNHCR/Omotola Akindipe





BURUNDI Response in 2018

75,788

TOTAL
REFUGEE
POPULATION
AS AT
DECEMBER
2018

14,786

NEW
ARRIVALS
IN 2018

US\$ **41** M

TOTAL
FINANCIAL
REQUIREMENTS

US\$ **19** M

FUNDING
RECEIVED
REPRESENTING
47% OF THE
REQUIREMENTS

10

PARTNERS
INVOLVED

Situation Overview

Despite the political crisis which prevails in Burundi since 2015 and the controversial referendum on constitutional review which took place in May 2018, the asylum space in the country remained open and conducive to the reception and protection of persons seeking asylum, with an exception for LGBTI cases. As at 31 December 2018, some 75,788 refugees and asylum seekers from the DRC were hosted in Burundi. In fact, there was an increase of nearly 16 per cent of the Congolese refugee population compared to 31 December 2017, due to the 14,786 new arrivals of DRC asylum seekers during 2018. Among them, at first stage, some 5,619 individuals were recognized as refugees.

While a considerable number of about 42 per cent of refugees and asylum seekers continued to live in urban areas, over 58 per cent remained in refugee camps in the north-east part of Burundi. A total of 13,420 refugee identity cards and about 4,360 proof of registration documents were produced to allow the free movement for refugees. In addition, about 1,399 temporary residence permits and 31 proof of registration documents were produced for asylum seekers, as well as 2,744 camp exit tickets which allowed refugees to leave the camp. A total of 42 travel documents were issued to refugees. Access to civil status documents was also strengthened. In the course of 2018, about 937 birth certificates, 502 marriage certificates and 136 death certificates were issued.

Special attention was given to children, women and persons with special needs. Some 4,330 asylum seeker and refugee children, 2,114 girls and 2,216 boys, benefited from case management activities according to their specificity and about 450 SGBV

survivors, including 218 cases of rape, received care. A total of 381 refugees and asylum seekers, including 168 women and 213 men, received legal aid and 20 refugees, 13 women and 7 men, received substantial support through the assignment of lawyers to defend their cases.

Conditions were improved for the reception and consultation at health centres in the camps and also for accommodation. On 19 December 2018, the first convoy of about 270 Congolese refugees, including 54 persons with specific needs, arrived in the newly built Nyankanda camp. A total of 730 new houses were built in all camps and 326 rehabilitated in Bwagiriza. Similarly, 27 temporary accommodations (hangars) were constructed and 21 infrastructure rehabilitated in all camps. About 244 streetlights were installed in five camps.

Although some progress was made, the operation continued to face challenges to ensure better protection to persons of concern, and over 7 per cent of the asylum applications remained pending. The irregularity of monetary assistance for fresh food and the non-compliance with the standard of 2,100 kcal per person per day remained as main challenges, as well as the delay and insufficiency in food distribution (decrease of protocol per person from 15 kg to 10 kg on average per month). At the end of 2018, there were still weak and inadequate community infrastructure / shelters in former camps, non-access for children with impaired hearing and mental handicap (86 identified), limited opportunities for income generating activities, lack of adequate care for people with disabilities and need of motor pumps with solar system for the refugee camps in the north.

Key facts and figures



1

NEW
REFUGEE
CAMP



4,330

CHILDREN
RECEIVED
CARE



INSUFFICIENCY
IN FOOD
DISTRIBUTION



Protection



2,476

refugees departed to
resettlement countries



2,165

unaccompanied and
separated children
were identified



LGBTI persons
were denied access
to eligibility
procedures

Key Achievements

In 2018, a total of 2,434 refugees were submitted to various countries for possible resettlement and 2,476 refugees departed to resettlement countries. About 2,165 unaccompanied and separated children (UASC) were identified and some 1,410 assessments and 117 determinations of best interests were carried out. The family tracing and reunification process helped to respond and prevent protection risks.

During the year, 450 incidents of SGBV were reported for which survivors received psychosocial counseling and about 167 survivors received medical assistance. A total of 36 community-based committees were created to support SGBV prevention and response. To effectively reduce and eradicate SGBV incidents, some 190 refugees were trained on SGBV prevention and response.

Remaining Gaps

LGBTI persons were denied access to eligibility procedures in Burundi. Family tracing and reunification activities remained limited, due to the reluctance by some guardians, as well as the assistance to UASC and their host families. There were also relatively slow procedures on the determination of derivative status, which increased considerably the risk for children in need.

The resettlement was progressing throughout the year, however, there were some 28,418 refugees who were identified as being in need of resettlement in early 2018, but only a fraction of this number, were processed. As for SGBV, the widespread impunity of perpetrators remained as a major challenge, and, thus, survivors continued to be afraid to report incidents. Additional number of SGBV community workers was required to respond better to SGBV survivors' needs and to strengthen prevention measures.

% of refugees registered on an individual basis

100%

% of persons of concern identified in need of
resettlement/submitted for resettlement

9%

% of UASC for whom a best interests process has been
initiated or completed

72.0%



Education



15%

increase in the
number of students
enrolled



50%

girls in preschool and
primary schools in the
refugee camps



348

cases of school
dropouts in the camps

Key Achievements

At the end of 2018, there were 18,529 students enrolled with some 2,500 more compared to 16,029 in 2017. Primary school-aged children reached the level of 85.7 per cent and secondary school-aged students of 37.8 per cent.

The enrolment rate in preschool and primary schools in refugee camps was almost 50 per cent girls and 50 per cent boys, however the rate of girls was lower in secondary school. Out of 3,964 students enrolled in

Remaining Gaps

There were about 348 cases of school dropouts in the camps, including 195 cases from girls, and 42 cases in the 11 Fundamental Schools in the capital Bujumbura, including 19 girls.

Response partners carried out a follow-up study to find out the reasons for those dropouts and it was noted that it was linked to the lack of encouragement by parents, the spontaneous departures, the process

secondary school programmes 1,708 were girls, representing 43 per cent of the total.

of resettlement, unwanted pregnancies, early marriages and inability to afford school fees.

% of primary school-aged refugee children attending school / temporary learning spaces

85.7%

% of secondary school-aged young people enrolled in secondary education

37.8%



Food security



cooking briquettes were distributed in all refugee camps



food fairs were organized in all refugee camps



Up to **34%** cut across all commodities

Key Achievements

RRRP partners continued to distribute food monthly and also several other modalities were used, including through the organization of fairs. From July to October 2018, food assistance to refugees was provided with food fairs in all camps. This modality was appreciated by refugees because, according to their statements, cases of illness were decreased during the entire period of the fairs. Cooking briquettes were distributed in all refugee camps.

A total of 39 traders selected by partners, were able to provide food consisting of local rice, local corn flour, beans, imported maize meal and cassava flour. Two kinds of vouchers were used, namely paper vouchers and electronic coupons. The gender dimension in the selection of the members of food distribution committee was respected. A total of 56 refugees, including 22 women and 34 men, were elected as members of the committee in 2018.

Remaining Gaps

There was a delay and insufficiency in food distribution (decrease of 34 per cent in the protocol per person from 15 kg to 10 kg on average per month).

Food ration of 2,100 Kcal per person per day was not always respected. This was mainly linked to the abolition of Con Soya Blend in the food distribution.

% of female members in food distribution committee

39.3%



Health & Nutrition



996

persons with specific needs received nutritional supplements



220

persons of concern on antiretroviral therapy



shortage of post-exposure prophylaxis (PEP) kits for SGBV survivors in the camps

Key Achievements

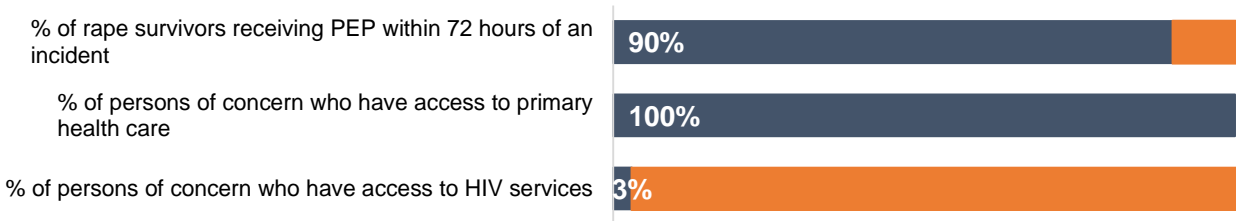
Some 3,356 individuals were considered for dietary supplements, including 120 pregnant women and 2,020 lactating women; as well as 996 persons with chronic diseases who received nutritional supplementation and special diets, including 220 people living with HIV/AIDS (PLWHA) under antiretroviral (ARV) medication and several diabetics under insulin. Further, immunization of children from zero to 11 months was strengthened.

A total of 223 PLWHA were cared. The prevention of HIV transmission from infected mothers to their infants was reinforced by routine screening during pregnancy, for those women attending antenatal clinics. The care for pregnant women screened positive was ensured according to the national protocol for health. In the eastern camps, the mass transit of PLWHA to ARV medication treatment centres in the health districts was reduced and health centres in refugee camps started to be considered capable for ARV treatment.

Remaining Gaps

Nutrition support/supplementation assistance targeted only pregnant women and lactating mothers, as well as persons living with the HIV/AIDS and chronic diseases. The diet of persons with specific needs has yet to be improved.

Post-exposure prophylaxis (PEP) kits for SGBV survivors were not available in health centres in the camps. As a consequence, patients had to be transferred to health centres in the health districts.



Livelihoods & Environment



228

refugees received support for livestock, agriculture and fisheries



over **26 ha**

of slopes planted with trees in refugee camps



only **5.3%**

of refugees aged 18 to 59 years maintained their own business activities

Key Achievements

About 228 refugees received production kits for livestock, agriculture and fisheries and 270 were provided with entrepreneurship/business training. A total of four training sessions for the members of seven community support groups were organized in refugee camps and urban centres. All the seven animation groups received awareness / animation materials. Some 20 meetings of community leaders were organized to improve the autonomy and livelihoods of the people concerned.

With regard to environment, firewalls were installed at Kavumu camp to protect the trees planted in 2014 and 2015 and contour cleaning of the camps took place. Trees were planted on the slopes of Nyankanda camp

Remaining Gaps

Lack of funding limited livelihoods and employment opportunities, as well as opportunities for vocational programmes and other types of trainings.

The uncontrolled use of firewood, leading to deforestation as well as to strong erosion of watersheds, remained a challenge. As a consequence, the situation provoked conflicting relations between refugees and the host population.

covering an area of about 22.2 ha, as well as on the slopes of Kavumu camp covering an area of four ha. In addition, fixing herbs were planted on the protective warp surrounding the Nyankanda camp.

% of persons of concern (18-59) with own business / self-employed for more than 12 months

5.3%

Shelter & NFIs



6,322

refugees received shelter support



4,295

refugees received NFIs



there is need to undertake rehabilitation of the buildings and improve basic infrastructure in all refugee camps

Key Achievements

Following the influx of new refugees, construction of a new refugee camp started in Nyankanda. The new camp with a capacity of about 11,000 residents in 40 neighbourhoods, received the first convoy of refugees on 19 December 2018. Each family was allocated a plot of land of about 150 m2 and was given access to a kitchen and individual shower.

About 6,322 people received support for the construction and maintenance of individual shelters. Materials and kits for the construction and maintenance of shelters were distributed to the households of newcomers and former refugees. Refugees benefited from general distribution of some NFIs and hygienic kits. A total of 12,568 blankets, 12,762 mats, 194 loincloths, 1,930 jerry cans, 3,529 buckets, 6,716 mosquito nets, 4,285 kitchen sets, 4,498 flannels, 3,149 clothes and 121,850 kg of soaps were distributed. Some 2,247 women and girls, aged 10 to 49 years, received the hygiene kits.

Remaining Gaps

At the end of 2018, the camps of Bwagiriza, Kavumu, Kinama and Musasa needed rehabilitation and maintenance work of existing shelters and infrastructure. There was need for additional street lights and for extension of distribution hangars in all refugee camps. The fences in Musasa refugee camp and in Cishemere transit center needed to be rehabilitated.

Despite the new camp in Nyankanda, all the refugee camps required additional number of shelters, to cover needs of an internal demographic growth mainly because of new marriages and births.

% of households living in adequate dwellings

48.4%

% of women with sanitary supplies

37.8%



WASH



648

latrines were built and rehabilitated



189

water taps were installed



18.3 L

the average number of portable water available per person

Key Achievements

In 2018, hygiene and sanitation activities were carried out in all refugee camps. Some 73 blocks of solid latrines were built and 373 individual latrine blocks were excavated; a total of 366 individual latrines were constructed. In addition, some 215 individual latrines and 150 blocks of solid latrines were rehabilitated and 67 emergency latrines for temporary shelters (hangars) were built.

A water pumping system using solar micro plant was set up in Kinama camp, and achieved acceptable throughput for the supply of 20 litres of water per day and per person. Apart from Kinama and Musasa in all the other camps, the minimum standard for water supply was met or even exceeded. Some 189 water taps were installed in all camps. The participation of beneficiaries in the maintenance of infrastructures was also encouraged and this allowed them to take ownership of project results.

Remaining Gaps

Several failures on hydraulic infrastructures were observed, particularly in the camps of Kinama and Musasa thus disrupting the regular supply of drinking water. As a consequence, there were between 16 and 17 litres of water supply per day per person, which brought to 18.3 litres the average number of portable water available per person in all refugee camps.

Camps which were powered by motor pumping system experienced frequent breakdowns, due to faulty motor pumps, increasing the need to be replaced with new ones or solar-powered pumps.

% of households with access to bathing facilities

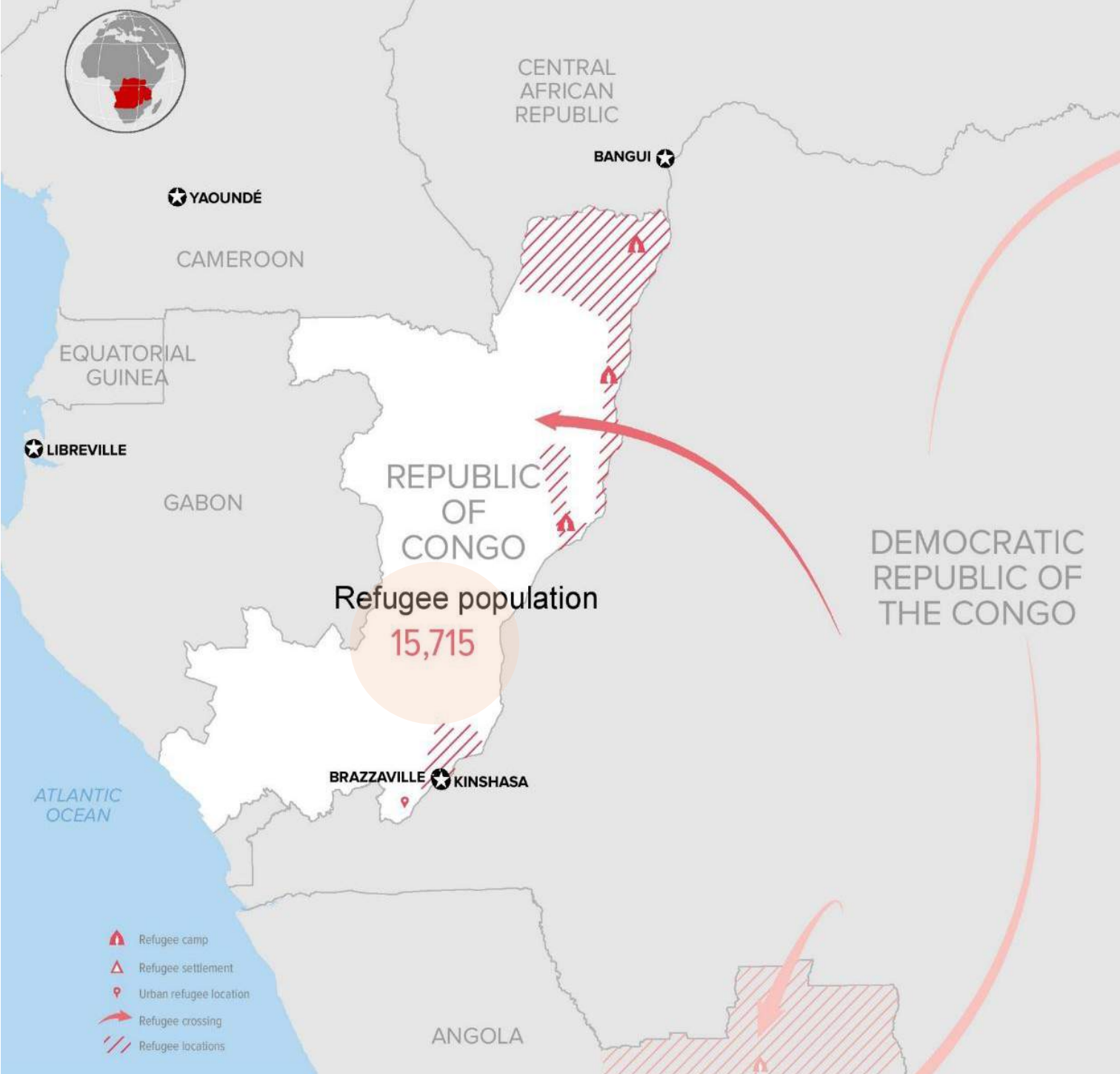
28.6%

Funding

ORGANIZATION	REQUIREMENTS (USD) JAN-DEC 2018	TOTAL RECEIVED (USD)		% FUNDED
1. CARE Int.	\$115,000			0%
2. FLM	\$5,000			0%
3. GVC	\$450,000			0%
4. IRC	\$100,000			0%
5. UN-IOM	\$1,275,000			0%
6. UN-UNFPA	\$500,000	\$297,610		60%
7. UN-UNHCR	\$22,680,914	\$17,342,694		76%
8. UN-UNICEF	\$1,800,000	\$749,903		41%
9. UN-WFP	\$13,332,884	\$615,018		5%
10. WVI	\$430,000			0%
Total	\$40,688,798	\$19,005,225		47%

Burundi. Congolese refugee child attends school at Musasa camp in Ngozi. Musasa camp in northern Burundi opened to accommodate Congolese families in 2008. © UNHCR/Georgina Goodwin





REPUBLIC OF THE CONGO Response in 2018

15,715

TOTAL
REFUGEE
POPULATION
AS AT
DECEMBER
2018

85

NEW
ARRIVALS
IN 2018

US\$ **17** M

TOTAL
FINANCIAL
REQUIREMENTS

US\$ **2** M

FUNDING
RECEIVED
REPRESENTING
14% OF THE
REQUIREMENTS

6

PARTNERS
INVOLVED

Situation Overview

The Republic of Congo hosted some 15,715 refugees, as at 31 December 2018. The vast majority of the refugee communities continued to be located in the department of Likouala, an isolated and underdeveloped region with weak basic services, including for the host communities.

Continued advocacy efforts were undertaken by response partners to ensure that health and education services will be strengthened and social protection for vulnerable people and productive inclusion will be supported for refugees and members of the host communities.

Response partners, continued to provide tailored assistance to persons with special needs, including women at risk, elderly people, unaccompanied and separated children, SGBV survivors. They kept conducting regular medical consultations for refugees, including at local hospitals, and to provide reproductive health and HIV services.

Limited access to health care and irregular nutritional activities of refugees from the localities of Thanry, Lopola, Lombo, Mokabi and the southern fluvial axis remained a challenge, particularly as a result of logistical constraints and the isolation of the refugee hosting areas.

Given that children represented almost 54 per cent of the total refugee population, response partners paid special attention to prevent and fight against harmful practices, such as labour, exploitation and sexual and gender-based violence, including through child marriage. In this connection, response partners took a series of measures to actively promote education for refugee children.

Insufficient resources continued to hamper needed assistance and protection, as well as the implementation of empowerment and successful integration of refugees. Vocational training programs, support to income-generating and agro-pastoral activities were also limited.

In December 2018, following deadly inter-community clashes in the DRC province of Mai-Ndombe, there was an influx within a few days of several thousand Congolese into the ROC districts of Makotipoko and Bouemba. Response partners, in cooperation with the ROC authorities, organized a joint mission to evaluate the humanitarian situation and it was estimated that some 16,000 Congolese crossed the borders seeking protection. As at the end of 2018, the refugee status of those Congolese was still pending, while the vulnerability and the specific needs of those displaced persons was increasing.

Key facts and figures



14,673

PATIENTS
WITH MALARIA
RECEIVED
ASSISTANCE



6,377

REFUGEES
RECEIVED
IDENTITY CARDS
& TEMPORARY
RESIDENCE
PERMITS



**LIMITED
LIVELIHOODS
OPPORTUNITIES**



Protection



6,377

refugee ID cards and temporary residence permits



5

joint conflict resolution committees



only **18.3%**

of persons with specific needs received assistance

Key Achievements

A total of 6,377 individual refugee identity cards and temporary residence permits were delivered to refugees and asylum seekers, covering 45 per cent of the total population.

Response partners continued to provide identification and targeted assistance to some 2,013 persons with specific needs, representing 14 per cent of the total refugee population. Assistance to persons with specific needs was provided through cash based interventions. Psychosocial support was provided to about 96 refugees, including 89 women. A total of 14 SGBV cases were identified, reported and documented, mainly because of early marriage, rape, physical abuse, sexual assault, psychological abuse and denial of resources. Awareness-raising campaigns were organized targeting 870 refugee women and men.

To strengthen trust and to promote peaceful coexistence between refugees and host communities, five joint conflict resolution committees were established with 65 refugees and ROC nationals as members.

% of persons of concern who received identification documents

45%

% of persons of concern with specific needs who received assistance

18.3%

of persons of concern who participated in awareness-raising campaigns

870

Remaining Gaps

The identification and assistance of persons with specific needs remained a challenge, also because of limited human and financial resources. The number of assisted persons reached only 18.3 per cent among those identified and about 73.7 per cent of the known cases were documented.

The establishment of a judicial follow-up mechanism for SGBV survivors remained a major challenge, due in particular to the taboo surrounding this issue and the lack of resources available to the regional courts to intervene.



Education



87%

the primary school enrolment rate



65%

of girls aged six to 11 attended primary school programmes



the need for trained teachers remained high, and funding to ensure their payment was a major challenge

Key Achievements

Out of 3,565 refugee children aged six to 11 years, about 3,110 refugee children, 1,202 girls and 1,908 boys, followed primary school programmes, in Betou and Impfondo, bringing to 87 per cent the primary school enrolment rate. Some 170 refugee children, 76 girls and 94 boys, were enrolled in secondary schools, out of a total of 2,257 children aged 12 to 17 years.

Remaining Gaps

Educational programme for refugee children continued to operate with overcrowded classes and was in dire need of teachers. In many cases, there were more than 80 students per class and per teacher.

Funding to ensure the payment of teachers, and thus to lower the size of classrooms and increase the good management, remained a major challenge. Out of the

Salaries of about 60 teachers in Betou and Ikpengbélé were assured by response partners in order to reduce the staff deficit and provide quality education to refugee children.

74 teachers in Betou and Ikpengbélé, 60 were supported by the response partners and 14 by the parents' association. In Impfondo, due to lack of teachers, parents supported financially volunteer teachers.

% of primary school-aged refugee children attending school / temporary learning spaces

87%

% of secondary school-aged young people enrolled in secondary education

7.5%



Health & Nutrition



14,673

patients with malaria were treated



1,630

persons took part in HIV/AIDS awareness and prevention activities



basic medical coverage to all refugees was not available

Key Achievements

Access to primary health care was increased to 80 per cent, and access to secondary and tertiary health care reached 90 per cent. Malaria remained the main reason of medical consultations with 14,673 cases, followed by acute respiratory infections with 5,058 cases and simple diarrhoea with 2,324 cases. Among other health issues reported there were 1,474 cases of sexually transmitted infections (STIs) and HIV/AIDS.

Response partners continued HIV/AIDS awareness-raising campaigns and a total of 16,280 condoms were distributed to more than 1,630 beneficiaries in Bétou and Impfondo. About 480 HIV / AIDS tests were provided and 192 HCV tests completed.

% of persons of concern who have access to primary health care

Remaining Gaps

Medical coverage of the population located in the south road axis of Betou (Thanry, Lopola, Lombo, Mokabi), remained a major challenge.

Despite progress, there was lack of funding for the expanded programme of immunization (EPI), as well as low distribution of insecticide-treated mosquito nets, as well as provision of HIV/AIDS and hepatitis B tests. Ebola virus disease prevention activities were limited.

% of persons of concern who have access to secondary and tertiary health care

80%

90%



Livelihoods & Environment



84

refugees received agricultural supplies



35

refugees received vocational training



livelihood activities were limited by funding constraints

Key Achievements

Response partners supported livelihood activities which were aimed at promoting the well-being of the refugees and strengthening the self-reliance of the refugee communities. A total of 102 group projects targeting 199 persons and 51 individual projects were

Remaining Gaps

Due to limited funds, response partners could not further promote agro-pastoral and income-generating activities for refugees. Given the context of the refugee situation, as well as the capacities of the local

supported in 2018 and vocational training continued for a total of 35 refugees, 12 women and 23 men. Some 84 refugees were actively engaged in agricultural activities and were supplied with improved seeds, insecticides, fertilizers and agricultural equipment.

Further, through advocacy efforts, ROC authorities provided in Ikpengbélé some three ha of arable land for use by refugees, which were added to the existing 27 ha of land in Betou, and a land-lease agreement was introduced to increase refugees' access to arable land in the Likouala department.

A joint Government / World Bank / UNHCR mission conducted in the Likouala department to assess the potentialities and explore opportunities to support the local population and refugee communities, in the framework of the LISUNGI project which will be financed by the World Bank for a period of 3 years.

communities, additional support was needed to ensure a sustainable livelihoods programme.

of group and individual projects supported

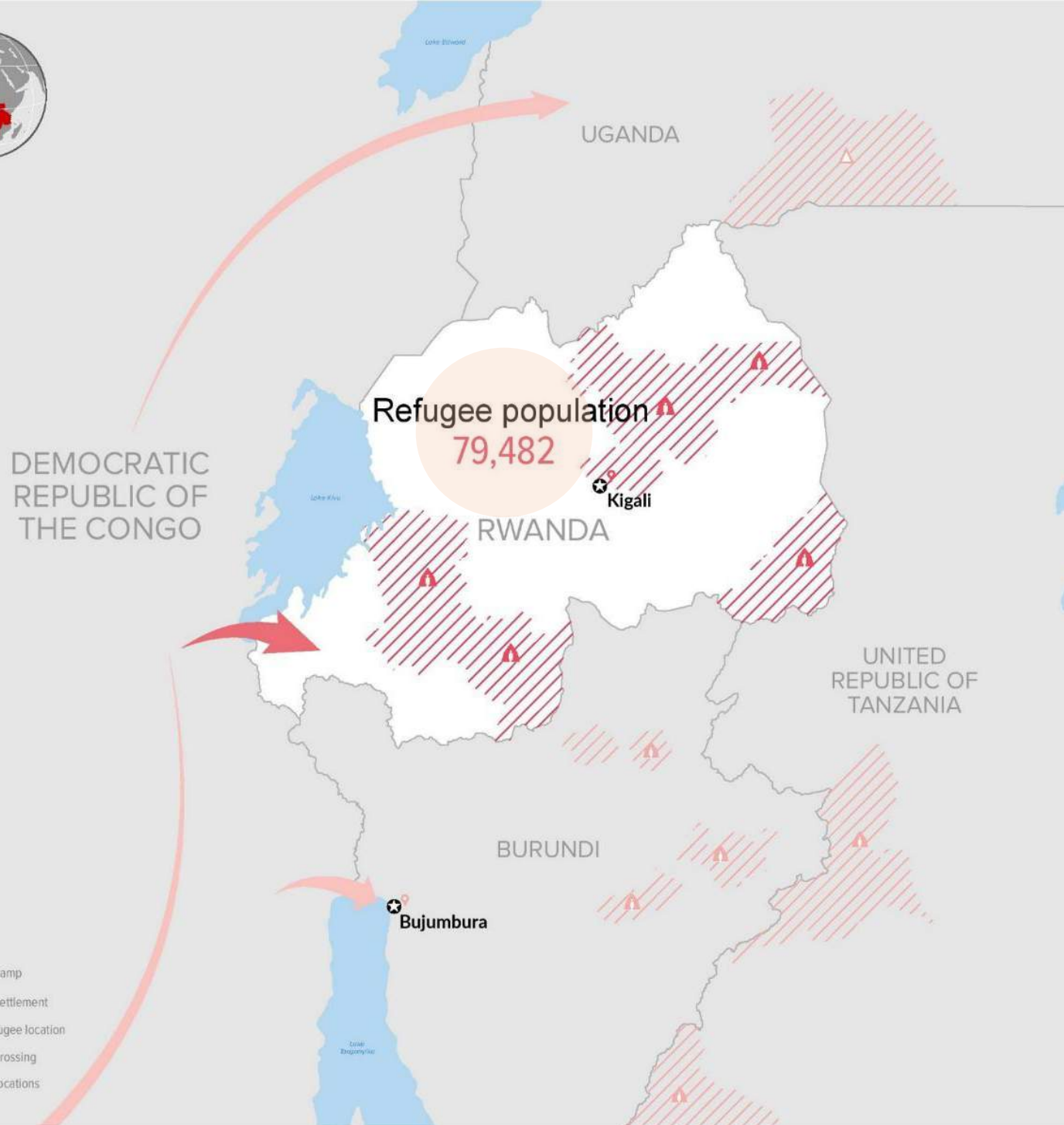
153

Funding

ORGANIZATION	REQUIREMENTS (USD) JAN-DEC 2018		
		TOTAL RECEIVED (USD)	% FUNDED
1. UN-IOM	\$500,000		0%
2. UN-UNFPA	\$215,890		0%
3. UN-UNHCR	\$7,297,087	\$2,378,310	33%
4. UN-UNICEF	\$2,500,000		0%
5. UN-WFP	\$5,999,871		0%
6. UN-WHO	\$626,330		0%
Total	\$17,139,178	\$2,378,310	14%

The Republic of the Congo. Congolese refugee beneficiary of livelihood project in Betou. The project directly addresses the issue of livelihood improvements through trainings and business start-up.
@UNHCR/Mohamed Ag Assory





RWANDA Response in 2018

79,482

TOTAL
REFUGEE
POPULATION
AS AT
DECEMBER
2018

US\$ **57** M

TOTAL
FINANCIAL
REQUIREMENTS

US\$ **15** M

FUNDING
RECEIVED
REPRESENTING
25% OF THE
REQUIREMENTS

4

PARTNERS
INVOLVED

Situation Overview

As at 31 December 2018, the total number of the Congolese refugee population in Rwanda reached 79,482 individuals, among whom 3,742 asylum seekers. While the majority continued to live in five refugee camps, some 1,173 persons lived in urban areas and mainly in the capital Kigali.

A verification exercise was completed for urban refugees and for the refugee communities in Gihembe, Nyabiheke and Kiziba camps. In this connection, continued advocacy efforts were undertaken to ensure that refugees fully enjoy their rights and are included in national programmes and services, as well as to enable the Government to issue all refugees over age 16 with a refugee identity card in accordance with its commitment made at the 2016 Leaders' Summit on Refugees as well as the CRRF.

Cash based interventions (CBI) continued and gradually all refugee camps benefited from CBIs for food and non-food items promoting the well-being of the refugees and strengthening the self-reliance of the refugee community.

Strengthened efforts to improve refugee education were considered by all response partners to be of key importance. The construction of eight early childhood development (ECD) classrooms in Gihembe camp

was completed and construction work of 16 classrooms in the host community schools near Nyabiheke Camp (GS Nyabucwamba and GS Nyabiheke) started.

However, achievements continued to be hampered by funding shortfalls which prevented partners from resuming planned activities, including food assistance which led to a fatal stand-off between the law enforcement officers and refugee youths.

An estimated 3,200 shelters in the three oldest camps of Gihembe, Nyabiheke and Kiziba, remained covered in plastic sheeting, creating discomfort and poor living conditions, especially during the rainy season.

Despite progress in many areas, at the end of 2018 Congolese refugees continued to require sustained support in basic protection services such as registration and documentation, prevention of *non-refoulement*, life-saving assistance including food and nutrition, healthcare, shelter and non-food items, water and sanitation services, education, targeted protection support for the most vulnerable and solutions, including complementary pathways and resettlement.

Key facts and figures



1,251

REFUGEES
RECEIVED
TRAINING IN
BUSINESS
SKILLS



8

NEW
CLASSROOMS
WERE
CONSTRUCTED



POOR
LIVING
CONDITIONS
CONTINUED



Protection



1,330

refugees departed to
resettlement countries



SGBV

routine screening at
the health centers was
introduced



only **56%**

of persons with
disabilities received
specialized services

Key Achievements

In 2018, some 3,666 Congolese refugees were submitted for resettlement, whilst 1,330 departed to resettlement countries.

In August 2018, at first stage, some 700 identity cards were issued to refugees in Gihembe camp as the outcome of the verification exercise of refugees and asylum seekers residing in Rwanda. Response partners, in cooperation with the Government, continued to adjudicate the cases of Congolese asylum seekers who had been residing in the camps since 2014; the process completed for some 5,058 individuals out of the initial number of 8,800 involved persons.

A new approach to SGBV prevention (SASA!) was adopted in 2018 and allowed more active participation of the refugee community. Routine screening of SGBV at the health centers was introduced as a pilot in 2 camps and led to a significant increase in detection and treatment of SGBV. Support was provided to all survivors according to their wishes and needs, and cases were monitored according to case management procedures.

% of persons of concern with access to legal assistance

100%

% of known SGBV survivors who received support

94%

Remaining Gaps

Although refugee children below 12 months continued to be registered and were issued with birth certificates, under regular birth registration procedures, however, there remained a backlog of some 3,000 children pending registration. Refugee parents could not afford the penalty for late birth registration, as well as the response partners due to budget constraints.

Limited support was available to SGBV survivors in need of specialized psychological support. Persons engaged in survival sex were unable to initiate meaningful livelihood activities due to the lack of start-up capital and loans.

In Nyabiheke, the absence of electricity in the new centre for community-based rehabilitation and mental health and psycho social support impacted the activities negatively. In Gihembe, children with mental disabilities were not adequately supported in attending specialised schools. In all the camps, the inaccessibility by persons with disabilities of communal structures, including WASH facilities and the limited number of houses for persons with disabilities continued to be a challenge.



Education



26,125

students received
school meals



over **50%**

girls in preschool and
primary schools



50

new classrooms and
other school facilities
were required

Key Achievements

Response partners, supported a total of 26,125 students in early childhood development programs (ECD), primary and secondary education by providing school feeding, including hot meals, as well as scholastic materials and uniforms.

About 4,728 refugee children, 2,285 boys and 2,417 girls, were enrolled and supported in pre-primary school. Some 15,265 children, 7,546 boys and 7,719

Remaining Gaps

Due to limited funding, children received almost half of the needed scholastic materials and only 7,631 students received new uniforms. Further, about 439 students could not receive full scholarships for to enroll in schools of excellence.

At the end of the year, the need to construct 50 additional classrooms remained a gap, as well as the construction of latrines and recreational spaces to address the issue of poor learning conditions,

girls, were enrolled in primary schools, while 6,132 children, 3,140 boys and 2,992 girls, were enrolled in lower and upper secondary school programmes. Refugee students were facilitated to register and sit for the national exams completing primary, lower and upper secondary levels. As a result, some 505 out of 3,164 candidates in grade 6 and grade 9 qualified for boarding schools.

A total of 878 best performer students at national exams were provided with scholarships to continue their education in boarding schools and in addition, some 338 refugee students were also supported and enrolled in boarding schools. Scholarships for a one-year vocational training were provided to some 167 refugee youth.

Response partners, covered payment of salary of about 248 teachers (102 in ECD, 121 in primary and 25 in secondary school programmes). The construction of eight school classrooms in a double storey building and eight ECD classrooms in Gihembe camp, was completed.

especially for 801 ECD children in Kiziba camp who continued to attend classes in very old classrooms.

The construction of additional school facilities, including laboratories, libraries, computer labs, as well as girl's friendly rooms to meet the national education standards also remained a challenge. Some 207 qualified teachers were required to establish the school in Kiziba.

Although some progress was made in integrating refugee children in national schools, however, there remained a gap in Nyabiheke and Gihembe camps. Over 600 students continued to walk for more than 20 km per day to reach schools in nearby communities, while over 2,500 students attended school in very old classes in Kiziba and Gihembe camps.

% of primary school-aged refugee children attending school / temporary learning spaces

65%

% of secondary school-aged young people enrolled in secondary education

62%

Food security



100%

of refugees received monthly cash assistance



100%

of asylum seekers received monthly food baskets



Up to **25%**

cut across all commodities in the general food distribution

Key Achievements

Refugees continued to depend heavily on humanitarian assistance to meet their basic food and nutrition needs. A monthly food assistance was provided to the 100 per cent of refugees and asylum seekers living in Kiziba, Gihembe, Nyabiheke, Kigeme and Mugombwa refugee camps, either in cash or in-kind assistance. Congolese refugees received full cash assistance at RWF 7,600 per person/month (US\$ 8.6), while asylum seekers hosted in Congolese camps received a monthly food basket comprised of maize grain, beans, vegetable oil and salt.

Most vulnerable groups were supported through supplementary nutrition programmes. Nutrition prevention activities in the camps were based on the first 1,000 days window of opportunity. This was a period from pregnancy up to a child's second birthday. All children in the prevention of acute malnutrition program received specialized nutritious foods (200gr/pers/day of Super Cereal Plus). Additionally,

Remaining Gaps

Lack of resources in the first half of 2018 obliged to reduce the provision of food assistance. General food distribution (GFD) rations were significantly reduced by 25 per cent from January to April 2018, and by 15 per cent in May and June 2018. The food rations were reinstated at 100 per cent from July 2018 onward. However, food insecurity was severe, particularly for vulnerable group of population. The proportion of households with poor and borderline food consumption doubled from 10 per cent in October 2017 to 20 percent in January 2018, an indication of a deteriorating food security status of the refugee households.

HIV and TB affected individuals were not separated for special care and consideration. This did not allow for proper care and offer of preventive services, except to those of declared status.

The major challenge faced under the preventive nutrition activity was the late enrollment for pregnant

pregnant and lactating women received specialized nutritious foods (200 g/pers/day of CSB+, 15 g of sugar/d and 25 g/d of vegetable oil) to help meet increasing nutrient requirement during this vulnerable period. People living with HIV and TB patients also received specialized nutritious foods (200 g/pers/day of Super Cereal, 15 g of sugar/d and 25 g/d of vegetable oil) to support their nutrient requirement needs.

mothers into the prevention of malnutrition program. Pregnant women generally did not report their pregnancy in time and thus, started antenatal care late.

% of persons of concern received monthly food assistance

100%

% of children in the prevention of acute malnutrition received specialized nutritious food

100%



Key Achievements

About 42 medical consultations conducted per clinician per day. There were some 2,215 persons admitted as patients in primary health centers while about 3,496 patients were referred to secondary and tertiary health facilities. The crude (0.18) and under-five years (0.11) mortality rates in all the camps were generally within the standards. More than 700 persons were identified to have mental problems and received support. All the 564 persons living with HIV/AIDS were on antiretroviral therapy. About 99 per cent of all child delivery were done in the health facilities and assisted by trained health staff.

The coverage of Vitamin A supplementation and measles vaccination among children aged six to 59 months showed improvement in all camps and was above the SPHERE standards of greater than 90 per cent for vitamin A and greater than 95 per cent for measles. In 2018 there were 432 admissions to community-based acute malnutrition program. Supplementary feeding was given to pregnant and lactating women, PLHIV, TB cases and children six to 24 months in all the camps.

In Kigali, the urban clinic provided free primary health services to refugees and asylum seekers residing in the capital and also provided support for refugees referred to tertiary health facilities from all camps. Reproductive health services for urban refugees like ANC, delivery, immunization and family planning were delivered by the national health facilities. HIV/TB treatments and services were also incorporated into the government health system.

Remaining Gaps

At the end of 2018, there was limited budget available for secondary and tertiary health care, as well as for the expansion of the health facilities in Kigeme, Nyabiheke and Mugombwa camps. There was also a shortage of medical supplies. The planned enrolment of urban refugees and boarding schoolers to the community-based health insurance did not start, resulting in more expenditure.

Anaemia prevalence among children did not significantly improve in any camp. The prevalence of anaemia among children aged six to 59 months was 35 per cent, between the 20 per cent serious and 40 per cent critical threshold in four camps but above the 40 per cent critical threshold in Nyabiheke.

Although the prevalence of global acute malnutrition (GAM) for children aged six to 59 months was 3.5 per cent, however, the prevalence of stunting was within the WHO acceptable level of 20 per cent in two camps (Gihembe and Mugombwa) and between 20 and 30 per cent (WHO serious level) in the other three camps.

Hepatitis screening and management for refugees were not integrated into the national hepatitis program, and there was low number of community health workers to conduct community mobilization, sensitization and treatment of common illnesses.

% of birth deliveries attended by trained health workers

99%

% of persons of concern who have access to HIV services

100%



Livelihoods & Environment



23,090

refugees made use of services provided by national microfinance institutions and banks



50,219

of tree seedlings were planted



limited livelihoods opportunities for refugee youth in the camps

Key Achievements

Livelihoods initiatives targeted refugees with potential to become successful entrepreneurs and some 23,090 among them made use of services provided by national microfinance institutions and / or banks. A total of 1,251 refugees graduated in business training resulting in higher business revenues, as well as in the economic inclusion of refugees and contribution to the local economy through the legitimisation of their businesses. At the end of 2018, some 1,500 individuals received support through the provision of agricultural inputs, including tools, improved seeds, irrigation kits, fertilisers and pesticides, as well as specialized training on efficient agricultural practices, to better access agricultural production.

Refugees in the camps formed environmental clubs responsible for environmental management, including for tree planting. A total of 22,500 refugees received environmental education and some 50,219 tree seedlings were planted.

% of persons of concern using banking services (e.g. savings, loans, transfers)

44%

Remaining Gaps

There remained the challenge of opening up the business creation process to all, particularly with a view to improving access to start-up and early-stage financing. In general, there were limited livelihoods opportunities for refugee youth in the camps. In this connection response partners started preparing the inclusion of refugee youth into the "Youth Connex" programme for increased access to entrepreneurship opportunities. Further, plans were in place to develop a graduation model programme specifically for the most vulnerable, however due to budget constraints there was no progress.

The problem of land erosion in all camps remained, as well as the need of rehabilitation and/or construction of retaining walls and drainage channels in the camps to prevent the formation of gullies.



Shelter & NFIs



45

new family semi-permanent shelters constructed



2,475

family shelters maintained / repaired



4,900

shelters need to be constructed or repaired

Key Achievements

A total of 15 new family semi-permanent shelters constructed in Kigeme camp which accommodated families relocated from high risk zone areas; 30 new family shelters constructed in Nyabiheke camp in order to create space for construction of new latrine blocks; in Kigeme and Mugombwa camps a total of 297 shelters were protected through construction of a temporary retaining wall of timber beams. A total of

Remaining Gaps

There remained a gap of 1,700 shelters, given also that there is no available space in the current camps for construction of these new shelters, as well as for latrines. In the three oldest camps of Gihembe, Nyabiheke and Kiziba, approximately 3,200 shelters remained covered with plastic sheeting (as roofing) and with a need to be transformed by replacing them with corrugated iron sheet roofing.

1,283 shelter roofs transformed from old plastic sheeting to new corrugated iron sheets in order to improve living conditions in Kiziba, Nyabiheke and Gihembe camps. Some 695 family shelters repaired through engaging refugees who received shelter repair kits and also a total of 97 refugee housing units (RHU) installed in Nyabiheke and Mugombwa camps to support large families in need of shelter.

In Mugombwa camp, a retaining wall constructed at the early childhood development (ECD) school and in Gihembe camp eight ECD classrooms constructed and 6km of road was maintained. In Nyabiheke camp, 200 shelter roofs were repaired with use of plastic sheeting and 3km of road was maintained through community participation. In Kiziba camp, the repair work required to rehabilitate the placenta pit at the health centre as well as the youth centre building was completed; a verification site was constructed as well as eight new classrooms.

Core relief items (CRIs), including blankets, mats, jerry cans, soaps and sanitary pads were monetized and cashed out in four quarters to all households.

The majority of the camps continued to lack of free spaces, access roads and fire break points. There remained also poor drainage networks, which continued to channel surface run-off causing severe environmental degradation. During the year, no mosquito nets were distributed.

of new school buildings constructed

8

of km of road constructed or rehabilitated

9



WASH



4

additional blocks of permanent shower were constructed



22

hygiene promoters were recruited



only 13 L

of portable water available per person in some camps

Key Achievements

Water supply was maintained ensuring 20 litres of water per person per day in Gihembe, Kiziba and Mugombwa camps. In Gihembe the latrines' requirement met the minimum sphere standard of 20 persons per drop hole at a distance of 200m from family-shelters. In Mugombwa, some 408 drop holes of dischargeable latrines were serving 9,397 refugees in the camp at 23 persons per drop hole and four additional blocks of permanent showers were constructed. In Kigeme, 540 drop holes of dischargeable latrine were available for 20,567 refugees and about 38 persons were counted per one drop hole. A total of 180 shower rooms were available to serve 20,567 refugees. A total of 22 hygiene promoters were recruited to sensitize and mobilize the community on hygiene issues.

A total of 12 hygiene clubs were supported and monitored, while the use of chemical spraying for the

Remaining Gaps

There remained a challenge in the water supply; in Kigeme water was supplied at 13 liters per person per day and in Nyabiheke at 13.4 liters per person per day. Over RWF 50 million is needed to connect Nyabiheke to the district's water system (WASAC) to ensure the regular supply of the required quantity of water. The main pipeline needs to be resized to increase water production and distribution at Kigeme.

The number of communal showers and modern garbage collection sites remained insufficient. Construction of retaining wall and stairs to facilitate access was required for those dischargeable latrines with no stairs and to protect the latrine blocks from the erosion during the rainy season. Sanitation facilities in Kigeme required rehabilitation or replacement. There remained a gap of five and 40 latrine blocks of 12 stances each in Mugombwa and Kigeme, respectively, to meet the standard of 20 person per drop hole, as well as of 140 and 54 shower blocks of six stances to

latrines and refuse pits for pests and odour control was available on a daily basis.

meet the standards in Kigeme and Mugombwa, respectively.

average # of litres of portable water available per person per day (20L standard)

17.28

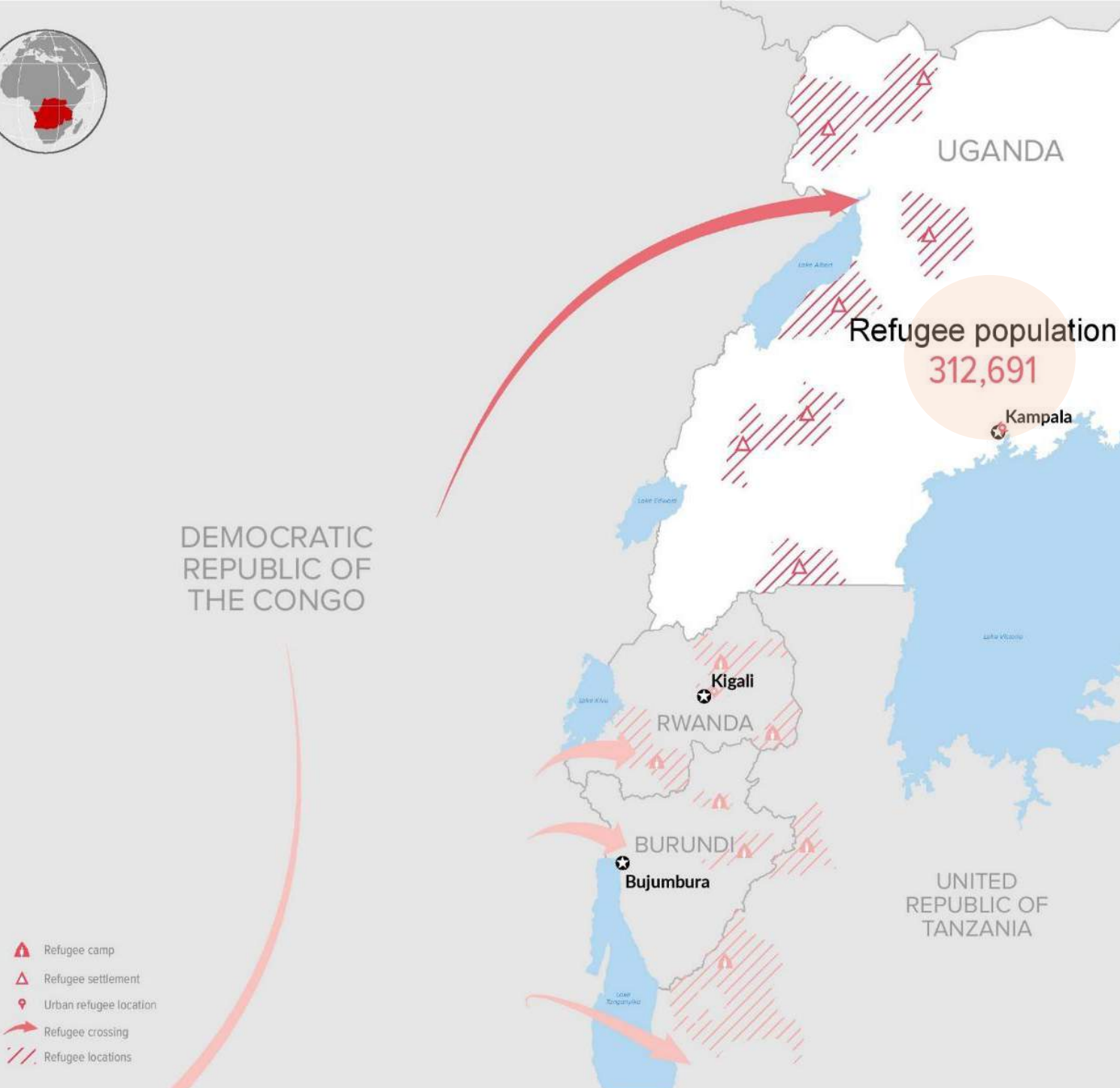
Funding

ORGANIZATION	REQUIREMENTS (USD) JAN-DEC 2018	TOTAL RECEIVED (USD)	% FUNDED
1. UN-IOM	\$1,011,000		0%
2. UN-UNHCR	\$39,249,149	\$14,861,974	38%
3. UN-UNICEF	\$1,000,000		0%
4. UN-WFP	\$16,124,552		0%
Total	\$57,384,701	\$14,861,974	25%

Rwanda, Gihembe refugee camp. Gihembe, has over 13,000 refugees from the Democratic Republic of Congo—some of whom have been there for up to 20 years. © UNHCR/Jordi Matas







UGANDA Response in 2018

312,691

TOTAL
REFUGEE
POPULATION
AS AT
DECEMBER
2018

119,919

NEW
ARRIVALS
IN 2018

US\$ **219** M

TOTAL
FINANCIAL
REQUIREMENTS

US\$ **86** M

FUNDING
RECEIVED
REPRESENTING
39% OF THE
REQUIREMENTS

32

PARTNERS
INVOLVED

Situation Overview

In 2018, 119,919 new refugees from the DRC sought safety in Uganda. In order to address growing concerns about the accuracy and reliability of refugee data used for programming and assistance, as well as fundraising, the Government of Uganda and UNHCR, the UN Refugee Agency jointly launched in March 2018 a biometric verification of all refugees, including for Congolese, with 1.15 million refugees identified as present in the country by October 2018.

As of 31 December 2018, there were 312,691 biometrically registered as refugees and asylum seekers refugees from the DRC. About 88 per cent continued to live in settlements in western and southwestern Uganda, namely in Kyangwali (27 per cent), Kyaka II (24 per cent), Rwamwanja (20 per cent) and Nakivale (16 per cent), with smaller numbers in Kampala (6 per cent) and Uganda's northern settlements of Lobule (1.6 per cent) and Rhino camp (1.2 per cent).

The Government of Uganda continued to grant refugee status to Congolese on a prima facie basis. In line with the 2006 Refugee Act, refugees enjoyed freedom of movement, the right to work and establish businesses, the right to documentation and equal access to national services.

Response partners continued to provide all new arrivals with reception assistance at entry points and collection centres, as well as relocation to settlements. The Office of the Prime Minister (OPM) continued to undertake registration and documentation of refugees.

In the settlements, refugees continued to receive monthly food rations, household items and access to health care, education, water and sanitation, and

protection services. New arrivals were allocated a plot of land for housing and farming gazetted by the Government for refugee use. In urban areas, the most vulnerable received targeted assistance from partners.

In October 2018 partners launched an inter-agency Feedback, Referral and Resolution Mechanism (FRRM) to improve two-way communication with refugees and enhance accountability to affected populations. The development of the Uganda National Integrated Health Response Plan for Refugees and Host Communities (2019-2024), began in 2018 to bridge humanitarian and development programming, based on the Uganda Health Sector's medium term strategic directions.

An inter-agency multi-sector needs assessment of refugee and host communities was carried out from March to July 2018 in 12 refugee-hosting districts and 30 refugee settlements. The findings, reviewed by a joint analysis taskforce, were extensively used to inform the 2019-2020 RRP.

With only 38 per cent of funding received in 2018, partners continued to face enormous challenges in stabilizing existing programmes and meeting minimum standards of service provision, let alone investing in long-term and more sustainable interventions. Notably, severe underfunding compromised the quality of child protection, education and water and sanitation services and limited the capacity to fully support prevention and response to sexual and gender-based violence (SGBV), environmental protection, support resilience of host communities, and permanent community infrastructure.

Key facts and figures



312,691

REFUGEES
BIOMETRICALLY
REGISTERED



2,012

REFUGEES USED
THE FEEDBACK,
REFERRAL AND
RESOLUTION
MECHANISM (FRRM)



**LIMITED
LONG-TERM AND
MORE
SUSTAINABLE
INTERVENTIONS**



Protection



119,919

new refugee arrivals
had access to the
territory



100%

of children with
specific needs
received individual
case management



up to **100:1**

the child-to-caseworker
ratio, above the 25:1
standard

Key Achievements

Congolese asylum seekers continued to be granted refugee status on a *prima facie* basis. Protection monitoring along the DRC-Uganda borders ensured that 119,919 new refugee arrivals in 2018 were provided with reception assistance and transferred to settlements. Unaccompanied and separated children in foster care were provided with direct support and follow-up services. In settlements hosting Congolese refugees, partners continued to manage child friendly spaces, providing psychosocial support for children with specific needs.

Though protection desks, community structures such as SGBV activists, and women's centres, partners identified 2,115 SGBV survivors between January and December 2018, with most incidents occurring in the country of origin in the context of the DRC conflict. Rape was the most reported incident, followed by physical assault and emotional abuse. All survivors were provided with psychosocial counseling, along with other multi-sectoral support based on needs and survivors' consent, such as legal aid, livelihoods support and medical assistance, security and safe shelter.

By the end of the year, some 2,012 Congolese called the Feedback, Referral and Resolution Mechanism (FRRM) helpline, with most seeking assistance and information on protection issues, health and nutrition and resettlement. Most of the calls came from Congolese refugees in Nakivale, Kyaka II and Kampala.

Remaining Gaps

Limited funding and the constant need to reprioritize activities continued to undermine the ability of partners to adequately support prevention and response to SGBV as well as the quality of child protection services. The number of protection staff in the settlement remained insufficient, with the child-to-caseworker ratio as high as 100:1 – far beyond the international standard of 25:1. In 2018, partners were able to support only a limited number of foster parents, increasing the risk of neglect, abuse and exploitation for children in unassisted foster care. Initiatives for adolescent and youth remained very limited in 2018, exposing these groups to risks of abuse and exploitation, and potentially leading them to petty criminality and dangerous behaviour.

Refugees continued to face significant challenges in accessing justice, especially in remote areas where the presence of the judiciary and police is limited or non-existent. Of the 8,200 refugees in need of legal assistance and legal remedies, only 5,550 individuals could be supported in 2018. Resources were not available to construct additional safe houses for refugees facing security threats, including SGBV survivors.

In most settlements, the capacity and number of police officers continued to remain inadequate to effectively respond to the physical security needs of refugee and host communities. The small number of female police officers represented a barrier for female refugees to come forward and report SGBV incidents. Mental Health and Psychosocial Support for refugees remained largely under-resourced.

% of persons of concern in need of legal assistance and legal remedies supported

67%

% of known SGBV survivors who received support

100%



Education



51%

of primary school
children enrolled in
primary education



32

permanent and semi-
permanent classrooms
constructed



only **9%**

of secondary school aged
children were enrolled in
secondary education

Key Achievements

In Uganda, refugee children continued to have access to universal primary education, pre-primary and secondary education, vocational skills and tertiary institutions. In September 2018, the Ministry of Education and Sports (MoES) and key education partners jointly launched the Education Response Plan for Refugees and Host Communities in Uganda (ERP), a four-year plan (2018-2021) aiming at providing access to and quality of education for refugee and host community children.

Partners supported teaching and learning in 83 primary and secondary schools, including through the construction of 32 classrooms, provision of scholastic materials and remuneration for primary and secondary school teachers, a high proportion of whom are refugee teachers working as Classroom Assistants. In coordination with the MoES, partners developed guidelines for the roll out of Accelerated Education, ensuring overage and out-of-school children from the refugee and host communities have the opportunity to reconnect to learning and ultimately sit for the Primary Leaving Examination (PLE).

The cooperation with the MoES and the Ministry of Works & Transport was key in finalizing the design of high-quality, wheelchair accessible semi-permanent classrooms, ensuring that more children can access education in safety and with dignity.

% of primary school-aged refugee children attending school / temporary learning spaces

51%

% of secondary school-aged young people enrolled in secondary education

9%



Food security



192,414

refugees received monthly in-kind food assistance



90,894

refugees received monthly cash-based food assistance



vast majority of refugees remained unable to produce their own food

Key Achievements

The vast majority of Congolese refugees continued to remain heavily dependent on food and nutrition assistance, with few being able to provide for themselves using the land given by the Ugandan Government or the host communities. In 2018, some 283,308 refugees received food assistance through in-kind distributions and cash transfers.

In conjunction with the verification exercise, new food assistance collection procedures were developed in 2018 to improve accountability and service delivery to

Remaining Gaps

While delivery of general food assistance remained relatively consistent in 2018, programmes aimed at ensuring sustainable self-reliance and food security among refugees remained underfunded. Therefore, the majority of refugees continued to depend on general food assistance to meet their daily food and nutrition needs.

refugees, using newly gathered refugee biometric biodata to carry out food distributions to individual households. Under these new procedures, which entailed the use of biometrics to verify the identity of beneficiaries at food distribution points, all verified refugees received a 100 per cent ration regardless of their length of stay in the settlement, including new arrivals. An end-to-end review of the new food assistance collection procedures and related Standard Operating Procedures, planned for early 2019 to help institute a food assistance distribution system that is accountable, efficient and cost-effective.

% of food ratio received by verified refugees **100%**



Key Achievements

About 11 health facilities received assistance from response partners, including through the provision of medicines and payment of salary for 385 health workers and eight doctors. This contributed to equal access to primary health care and referrals to tertiary institutions, with 571,746 consultations between January and December 2018, of which 12 per cent benefitted the host community. The crude mortality rate and under-five mortality rate remained at 0.1 death every 1,000 people per month, below the non-emergency standard of one death every 1,000 people per month. Partners constructed a new maternity ward and a separate male ward at Rwamwanja health centre, and a new theatre for Bujubuli health centre in Kyaka II.

Due to cholera and Ebola outbreaks in the DRC in 2018, partners deployed resources to strengthen screening measures at entry points and expand traditional and community-based disease surveillance systems. Partners set up isolation units in all transit and reception centres to manage suspected Ebola cases and joined the National and District-level Task Force on Ebola, helping ten refugee-hosting districts to develop Ebola preparedness plans.

Comprehensive HIV/AIDS prevention, care and treatment services continued in 2018, with some 1,398 refugees with HIV/AIDS receiving antiretroviral therapy by the end of the year.

% of birth deliveries attended by trained health workers **93%**

Remaining Gaps

Period stock outs of medicines and medical equipment affected the delivery of health services in settlements hosting Congolese refugees, leading to a high numbers of costly referrals to Kampala. This also caused insufficient access to emergency obstetric care for pregnant mothers, resulting in a high ratio of maternal deaths in Kyangwali settlement, equal to 197 every 100,000 live births.

The prevalence of Global Acute Malnutrition (GAM) remained within the acceptable standard of below 5 per cent in settlements hosting refugees from the DRC. However, a nutrition screening of Congolese new arrivals in 2018 through Mid-Upper Arm Circumference (MUAC) measurements showed that both GAM and Severe Acute Malnutrition (SAM) were above emergency thresholds, at 11.2 percent and 2.5 percent respectively.

Anemia among children aged six to 59 months and non-pregnant women aged 15 to 49 years was reported as "medium" at 25 per cent and 30 per cent respectively, according to WHO classification.



Livelihoods & Environment



4,084

refugees received start-up assistance for business development



skill trainings for construction of energy-saving stoves and briquette production offered



only **44%** of refugees were categorized as in need in livelihoods

Key Achievements

RRP partners continued to provide emergency livelihoods to new refugee arrivals whilst seeking to transition to recovery livelihoods interventions.

In coordination with the Government of Uganda, partners helped refugee access land for agricultural production, including through rental from the host communities. The capitalization of the Moral Brotherhood and Neighbourhood (MOBAN) SACCO contributed to inject more liquidity into the refugee community, enabling the establishment of small-scale enterprises. In April 2018, Grameen Credit Agricole Foundation in partnership with UNHCR and the Swedish Development Agency carried out an assessment of financial needs of refugees in Uganda and the business case for serving them.

Partners continued to address environmental restoration by supporting environmental awareness campaigns, tree-marking for protection, tree nursery development, tree planting and maintenance, and green livelihoods such as apiary among other activities. Efforts were also made to increase access to sustainable energy, especially through skill training for construction of energy-saving stoves and briquette production. In its annual Joint Sector Review in October 2018, the Ministry of Energy and Mineral Development undertook to develop a comprehensive Energy Response Plan for the refugee response in the near future.

% of persons of concern with access to energy saving stoves

Remaining Gaps

Overall, livelihood interventions remained largely focused on agricultural production, with limited opportunities for business development, micro-credit and vocational skills training.

Due to underfunding, investments in refugee livelihood and environmental protection remained inadequate to address the increasing needs in this sector. With little livelihood assets or other means of income generation, refugees continued to face enormous challenges in meeting their basic household needs, with no safety nets real opportunities to transition from dependence on humanitarian assistance to self-reliance.

Forest resource management and water catchment restoration remained largely unfunded. At least 20 replacement trees per refugee are needed every year to contribute to afforestation and reforestation. Access to energy-saving technologies, training in sustainable construction and agroforestry practices need to be scaled out to reduce ongoing rates of degradation. Without adequate and sustained funding, interventions will continue to have little impact to meet the demands and the landscape will continue to degrade, setting the scene for depleted water resources, ongoing exposure to SGBV, scarcity and conflict within refugee and host communities.

30%



Shelter & NFIs



2,135

emergency shelters were built for new refugee arrivals with specific needs



119,919

NFI new refugees received non-food items



91% of refugees

with specific needs lacked semi-permanent shelter support

Key Achievements

In 2018, all the 119,919 new arrivals were provided with communal temporary shelter in transit and reception centres and, after relocation to settlements, were given a plot of land for housing and cultivation by the Government of Uganda and host communities, in

Remaining Gaps

Although new arrivals of refugees were supported, however, 10 per cent of the entire refugee population still did not have access to adequate NFIs as of December 2018. The joint inter-agency MSNA revealed that an average of 41 percent of Congolese

addition to household items and emergency shelter items.

Several transit sites were built or expanded between January and December to reduce congestion, better organize the provision of humanitarian assistance and to scale up emergency preparedness measures. This included the construction of permanent latrines and the installation of energy-saving stoves, a rainwater harvesting system and a new gate at Nyakabande transit centre (Kisoro district). The construction of permanent latrines and bath shelters also began at Matanda transit centre (Kanungu district), while four new communal accommodation shelters were built at Kabazana Reception Centre in Nakivale. Refurbishments and repairs were completed at Bubukwanga transit centre (Bundibugyo district), while Kyaka II and Kyangwali reception centres were expanded. Furthermore, six new settlement areas were opened in Kyangwali (four) and Kyaka II (two) to provide land and shelter for new refugee arrivals from the DRC.

Partners opened 95 km of new roads in Kyaka II and Kyangwali in order to ensure newly settled arrivals had access to communal services. A total of 73 km of existing roads were rehabilitated, of which 22 km was to ensure safer relocation of new refugee arrivals from Nyakabande Transit Centre to receiving settlements.

refugee households reported to lack any possession of tarpaulins, jerry cans, buckets, cooking pots, sleeping mats and torches.

In 2018, partners built 2,135 emergency shelters for new refugee arrivals with specific needs. However, out of an estimated 5,555 persons with specific needs (PSNs), in 2018 only 558 households benefitted from the construction of a semi-permanent shelter. Partners endeavoured to maximise refugee and host community labour in these projects, employing over 700 refugees and host community members across Kyangwali, Rwamwanja, Kyaka II and Nakivale.

The consequences of underfunding for the sector meant that not all extremely vulnerable newly arrived PSNs were able to receive construction support for their initial shelters on settlement plots. Underfunding continued to compromise the plan to transition from temporary to semi-permanent and permanent structures. Also, some of the transit and reception centres for new refugee arrivals could not be upgraded from temporal structures to more durable materials in 2018 despite continued need to cater for ongoing refugee influxes.

Lack of resources also continued to force partners to use spot gravelling for the urgent construction and repair of roads in and around Nakivale settlement, which means the areas left without gravel become impassable during the wet season and villages are at risk of being cut off.

% of persons of concern with access to adequate NFIs

90%

of km of road constructed or rehabilitated

168



WASH



89%

of water supplied through sustainable water supply schemes



731

hygiene promoters were engaged



30%

of refugee families lacked access to household latrines

Key Achievements

In 2018, partners continued to invest in water infrastructure in settlements hosting Congolese refugees, including the construction of a motorized water scheme and the installation of 56 hand pumps. Supply of water through water trucking increased from four to 11 per cent in settlements hosting refugees from the DRC.

With the support of the University of Neuchatel, a new methodology was developed for identifying potential drilling points for production boreholes which helped increase the average yield of successful boreholes by over 400 per cent (from 4.5 m³/hr to 19 m³/hr). In southwestern and western Uganda, 11 high yielding production boreholes were successfully drilled in

Remaining Gaps

Although some progress was made, however, access to water decreased on average from 22.9 liters per person per day (l/p/d) to 19 l/p/d due the large number of new refugee arrivals from the DRC.

Critical funding gaps continued to undermine the stabilization and optimization of existing water schemes and the plan to phase out water trucking. Notably, the water supply master plan for Nakivale could not be fully implemented, in particular the establishment of pumping and distribution infrastructure. Costly water trucking continued to ensure that the refugees received a minimum of 15 litres per person per day.

Kyangwali (5) and Nakivale (6). Furthermore, a detailed hydraulic design for a water supply distribution masterplan was completed, covering two major sub-zones of Nakivale settlement.

Considerable progress was made in 2018 towards integration of WASH interventions with the services and approaches of the Ministry of Water and Environment (MoWE).

In 2018, access to family latrines remained at 70 per cent, despite the construction of additional 10,653 family latrines. The new refugee influx from the DRC caused access to family latrines in Kywangwali and Kyaka II settlement to drop from 84 and 66 per cent to 39 and 51 percent, respectively. Despite improvements in sanitation coverage, the lack of adequate resources negatively impacted on the ability of partners to reach the desired household latrine coverage standard of above 80 percent.

average # of litres of portable water available per person per day (20L standard)



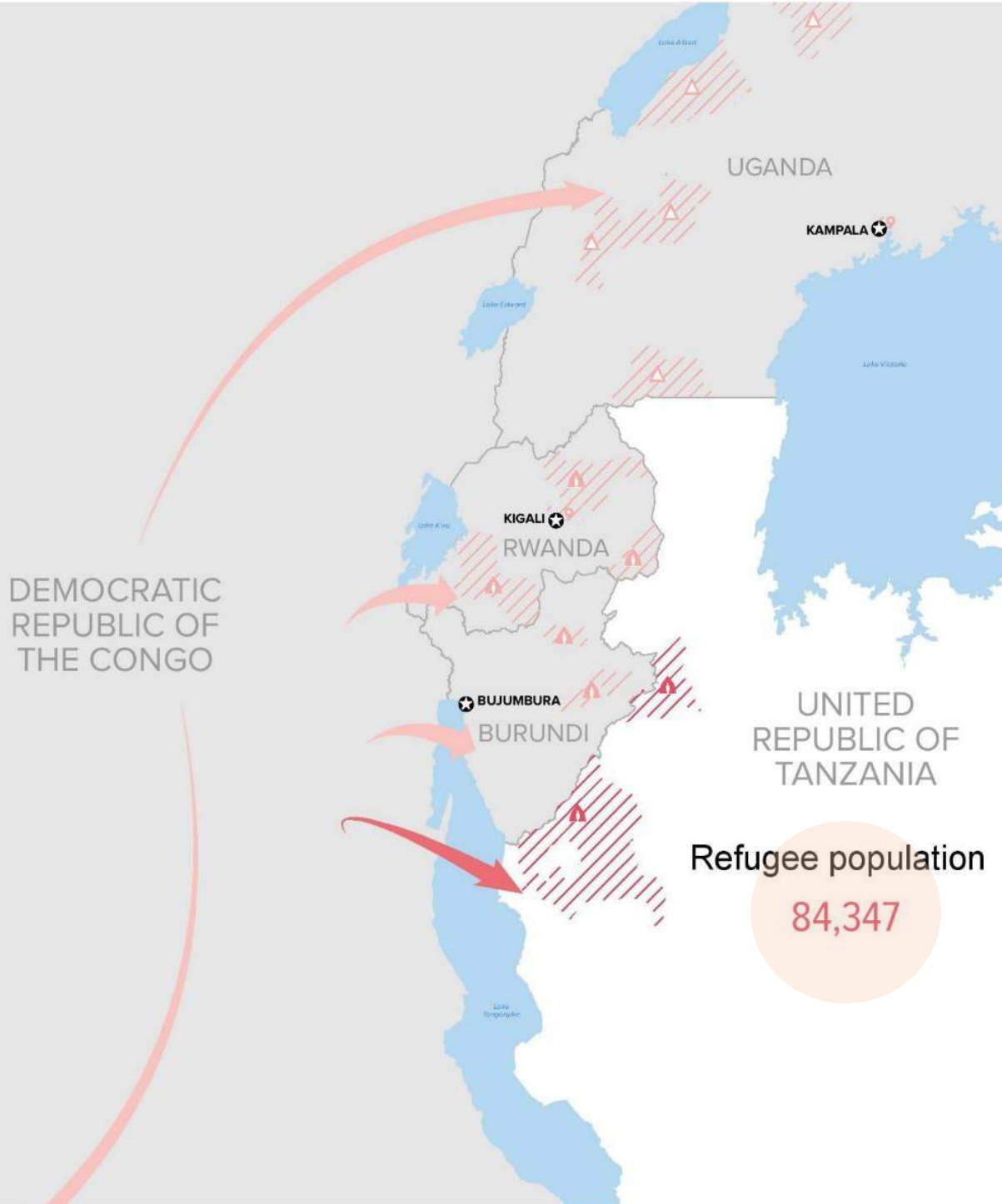
Funding

ORGANIZATION	REQUIREMENTS (USD) JAN-DEC 2018 *	TOTAL RECEIVED (USD)	% FUNDED
1. ACF	\$224,941	\$360,000	100%
2. ACTED	\$550,000	\$190,000	35%
3. ADRA	\$250,000	\$310,884	100%
4. ARC	\$1,934,620	\$807,489	42%
5. BRAC	\$100,000		0%
6. CARE Int.	\$1,395,066	\$1,549,158	100%
7. DRC	\$4,709,011	\$1,176,405	30%
8. FCA	\$950,000	\$573,000	60%
9. HAI	\$19,561		0%
10. HI	\$600,000		0%
11. HOT	\$362,222	\$18,000	5%
12. IAS	\$222,222	\$339,317	100%
13. Johanniter	\$93,000	\$67,000	72%
14. KRC	\$418,302	\$79,678	19%
15. LWF	\$2,151,079	\$1,471,759	68%
16. MDM	\$1,250,000		0%
17. MTI	\$1,727,957	\$2,430,074	100%
18. NRC	\$1,603,645	\$585,366	37%
19. OXFAM	\$2,440,729	\$821,428	37%
20. PI	\$520,475	\$150,000	29%
21. SCI	\$2,703,693	\$2,004,561	74%
22. Tutapona	\$195,619	\$250,000	100%
23. UN-FAO	\$1,885,702		0%
24. UN-IOM	\$6,300,000	\$1,599,729	25%
25. UN-UNDP	\$2,812,000		0%
26. UN-UNFPA	\$2,777,051	\$499,830	18%
27. UN-UNHCR	\$118,322,138	\$56,210,198	48%
28. UN-UNICEF	\$10,621,526	\$1,619,986	15%
29. UN-WFP	\$48,071,175	\$12,727,170	26%
30. UN-WHO	\$1,187,120	\$199,173	17%
31. URCS	\$2,578,497		0%
32. WV	\$514,400		0%
Total	\$219,491,751	\$86,040,204	39%

* This refers to the budget for the 2018 response to the Congolese refugee population only. However, within the framework of the 2018 RRRP for the DRC situation, the response at country level included some "other refugee" populations as well, with additional financial requirements. That brought the total budget at US \$246,338,514 and the funding received at US \$93,373,956 for the DRC situation and "other refugees". For more information check [Uganda's RRP funding snapshot for year-end 2018](#).

Uganda. Congolese refugee woman (23) was assisted to set-up a salon under a livelihood programme that supports refugees to become economically self-sustained. Her husband, a Congolese refugee man (23), is a former fisherman who now runs a small carpentry shop next to his wife's salon in Kyangwali refugee camp. The couple lost three of their four children when their village in the DRC was attacked by armed men. © UNHCR/Duniya Aslam Khan





UNITED REP. OF TANZANIA Response in 2018

84,347

TOTAL
REFUGEE
POPULATION
AS AT
DECEMBER
2018

1,774

NEW
ARRIVALS
IN 2018

US\$ **69** M

TOTAL
FINANCIAL
REQUIREMENTS

US\$ **19** M

FUNDING
RECEIVED
REPRESENTING
28% OF THE
REQUIREMENTS

13

PARTNERS
INVOLVED

Situation Overview

The United Republic of Tanzania was host to 84,347 refugees and asylum-seekers from the DRC, as of 31 December 2018, representing the 25.8 per cent of the total refugee population in the country. The majority of refugees, some 84,246, continued to reside in the refugee camp of Nyarugusu and the remaining population in urban areas.

In January 2018, there was an influx of some 1,700 asylum seekers from the DRC arriving in Tanzania via small fishing boats along lake Tanganyika. These new arrivals received immediate humanitarian assistance, before being relocated to Nyarugusu camp. However, since then, the protection space in Tanzania has reduced considerably, following the *de facto* closure of 19 border entry and reception points by year end and hundreds of forced returns.

A high first instance rejection rate for refugee claims averaging between 80 and 100 per cent by the Government's National Eligibility Committee (NEC) was also recorded. Currently, all asylum-seekers arriving in Tanzania must undergo individual refugee status determination (RSD) procedures which requires asylum seekers to be assessed by the NEC.

Despite the unpredictable protection environment, as well as the limited capacity and resources to stabilise and strengthen existing programmes, response partners in Tanzania continued to provide critical protection and humanitarian assistance to Congolese refugees and asylum seekers.

A total of 480 transitional shelters were upgraded in Nyarugusu camp and the construction of a primary school was completed with 12 semi-permanent classrooms.

Partners facilitated access for refugees to primary healthcare and reproductive health, HIV prevention and treatment. Refugees were also provided with opportunities to attend awareness campaigns on family planning methods and their benefits. In an effort to strengthen SGBV mainstreaming and better address the related risks facing refugee communities in the camps, a national action plan with priority action points was developed.

However a number of gaps remained. The refugee response remained underfunded with only 30 per cent of the requested funding for the Congolese situation received by year end. Available resources remained stretched and the inadequate funding has resulted in major gaps in the Congolese response, the majority of whom are protracted refugees who arrived in Tanzania over twenty years ago.

The impact was felt in all sectors, including limited services for unaccompanied children and survivors of sexual and gender-based violence (SGBV), reduced food rations ranging between 72 and 82 per cent from February to September 2018, dilapidated family shelters, overstretched health centres, and overcrowded classrooms.

These gaps were compounded further by the strict implementation of the encampment policy and new restrictions throughout 2018 on project interventions for enhanced livelihood opportunities, leaving refugees more dependent on humanitarian assistance.

Key facts and figures



480

SHELTERS
WERE
UPGRADED



12

SEMI-PERMANENT
CLASSROOMS
WERE
CONSTRUCTED



LIMITED
SERVICES TO
UNACCOMPANIED
CHILDREN AND
SGBV SURVIVORS



Protection



6,333

refugees submitted for resettlement



1,710

persons of concern benefitted from legal services



up to **100:1**

the child-to-caseworker ratio, above the 25:1 standard

Key Achievements

In 2018, over 6,000 Congolese refugees were submitted for resettlement with 3,198 Congolese refugee departures. Response partners prioritised increasing Congolese refugees' access to legal services, launching legal awareness and sensitization campaigns and submitting individuals for refugee status determination; some 446 SGBV survivors received legal assistance. Behavioural change prevention programming based on tested and accepted methods such as engaging men and boys in accountable practices were implemented to support the reduction or eradication of violence at home and address gender inequalities. The coverage of UASC for whom a best interest assessment was completed stood at 74%.

Women's empowerment activities focusing on resilience and creating spaces within the community to enhance meaningful participation were implanted. Although unrecognized Congolese asylum seekers were ineligible to receive life-saving protection and basic service assistance, including SGBV multi-sectorial assistance, the main GBV service provider in the camp continued to provide survivors with counselling and medical assistance to address their health needs following incidents of sexual violence.

Remaining Gaps

Access to territory continued to remain severely restricted, following the closure of all border entry points in 2018. At the same time, a total of 17,996 Congolese asylum seekers were still pending review of refugee status by NEC, as at December 2018,

Intimate partner violence continued to be the highest reported case of GBV, accounting for approximately 65% of all reported incidents. Despite considerable progress in individual case management, one of the specific gaps in child protection included limited case management capacity to undertake best interest processes with the child to caseworker ratio standing at 100:1, which exceeded the acceptable standard of 25:1. Further, there were an inadequate number of child friendly spaces with only two available for the Congolese population located in Nyarugusu.

% of PoCs who access legal services and representation

85.5%

% of UASC for whom a best interests process has been initiated or completed

74%

% of identified SGBV survivors provided with multi-sectoral services (psychosocial, legal, medical and security)

100%



Education



70%

of

school-aged children enrolled in formal education



367

teachers received subject specific training



over **150**

classrooms are needed

Key Achievements

Congolese children benefited from expanded forms of education, starting with early childhood care education through to primary, secondary and non-formal education. A total of 26,007 refugee children were enrolled in formal education, representing 72 per cent of the net enrolment ratio out of a total of 36,193 school-aged children in Nyarugusu camp. Some 3,515 children enrolled in Early Childhood Care and Development (ECCD) programmes, while 15,102 children enrolled in primary education and 7,390 students enrolled in secondary education.


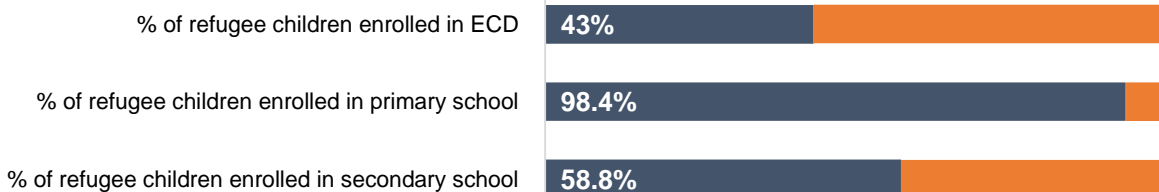
The construction of a primary school was completed with 12 semi-permanent classrooms.

As part of efforts to promote a safe learning environment, all education personnel and teachers continued to attend training workshops, including on the prevention of sexual exploitation and abuse and teacher code of conduct; a total of 367 primary and secondary education school teachers in Nyarugusu camp were trained.

Remaining Gaps

Tanzania's refugee policy supports the principle of education for repatriation and Congolese refugees and asylum seekers are taught the country of origin curriculum. This has created a lack of alignment with the Tanzanian education system and resulted in insufficient quality assurance mechanisms, inadequate provision of relevant teaching and learning materials, and limited recognition of exam results and certification from the DRC, all of which have seriously disadvantaged Congolese students.

The Government policy on constructing permanent structures continued to restrict the impact of available resources to close the gaps in the student to classroom ratio. Due to this shortage, some children continued to learn under the trees and there remained a gap of over 150 classrooms. A lack of qualified teachers continued to negatively impact the quality of learning. Congolese students have not received formal school certificates from the DRC since 2012.



Key Achievements

Food assistance was extended to new arrivals in Nyarugusu camp, hospitalized refugees and refugees in the refugee transit centre in Kigoma. Supplementary feeding for more vulnerable groups within the camps was delivered at 100%. Children aged six to 59 months, pregnant and lactating women, and people living with HIV/TB were provided with specialized nutritional foods, including fortified maize meal. General food distribution was administered through individual household distributions in Nyarugusu camp and group distributions in Nduta and Mtendeli camps. In most cases, women were the main entitlement holders.

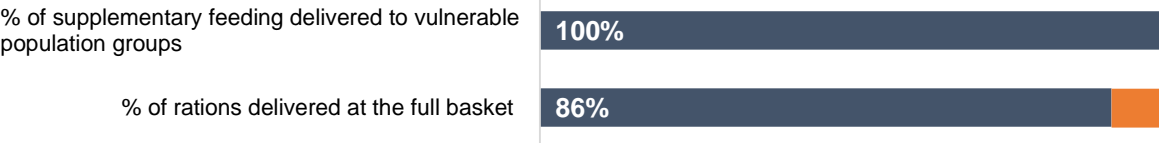
Despite serious resource constraints, individual rations of specialized nutritional foods and micronutrient powders were distributed to vulnerable population groups. Post distribution monitoring and community and household surveillance exercises were conducted on a

Remaining Gaps

The vast majority of Congolese refugees remained heavily dependent on food and nutritional assistance in 2018. Due to critical funding shortfalls, food distribution was maintained at 86 per cent of the full basket in 2018. Funding shortfalls resulted in reduced food rations for some commodities, including maize meal, pulses, corn-soya blend and vegetable oil until October 2018.

The 2017 ban on cash based interventions remained in force limiting refugees' access to cash and diversified foods. Reduced common market days further exacerbated refugees' opportunities for self-reliance.

regular basis. Nutrition, protection, and household economic assessments were also carried out.



Health & Nutrition



223,378

medical consultations were conducted



99%

the rate of malaria prophylaxis during pregnancy



56%

the prevalence of anaemia among children six to 59 months

Key Achievements

Congolese refugees continued to have access to a variety of services, including outpatient consultations, in-patient care, routine immunizations, medical referrals, reproductive healthcare and HIV prevention and treatment. A total of 223,378 consultations were conducted at various health facilities with the health facility utilization rate of 2.6 per cent, which was within the minimum standard. Some 482 referrals were made to secondary and tertiary facilities outside the camp. The crude mortality and under-five mortality rates were both within the SPHERE minimum standard of 0.2/1000 population/month and 0.6/1000 population/month, respectively.

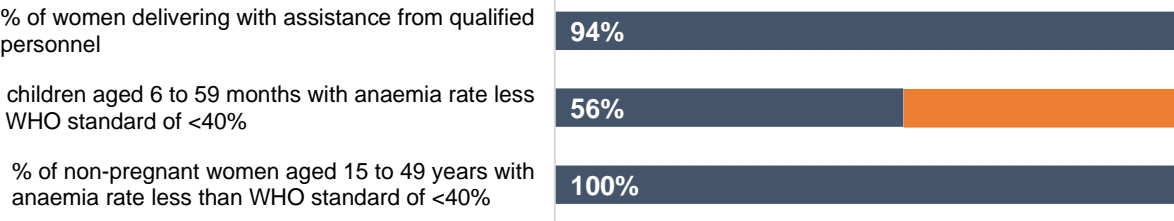
In addition, women of a reproductive age continued to have access to family planning services and awareness. Malaria prophylaxis during pregnancy increased from 88 per cent to 99 per cent in 2018. A total of 2,700 live births were carried out with 94 per cent of deliveries conducted in health facilities by skilled medical personnel. Further, the coverage of complete antenatal care increased from 70 per cent in 2017 to 98 per cent in 2018. A standard expanded nutrition survey was carried out and the global acute malnutrition (GAM) rate for the Congolese population decreased from 2.1 per cent in 2017 to 1.6 per cent, which is better than the WHO acceptable level of <5 per cent.

Remaining Gaps

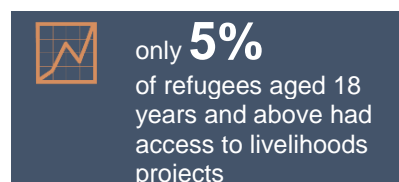
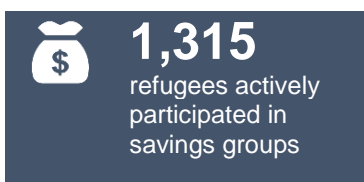
Although progress was made, however a number of challenges remained. The provision of essential medicines and medical supplies continued to be hampered due to importation challenges. As a result, persons of concern did not always receive their full course of treatment. A shortage of qualified health professionals, including medical doctors, midwives, nurses, and clinical officers remained a challenge.

The prevalence of anaemia among children six to 59 months remained high and increased from 46.9 per cent in 2017 to 56 per cent in 2018. A high infectious disease burden, sub-optimum sanitation and the hyper-endemic malaria situation could have contributed to the high prevalence of anaemia among children.

While the mortality indicators remained within the minimum standards, there remained a critical need to refurbish and expand the health facilities available in the camp in order to improve the quality and accessibility of services. The provision of optimum diagnostic equipment also remained a major gap.



Livelihoods & Environment



Key Achievements

Response partners continued to provide support to Congolese persons of concern through a combination of formal and informal vocational training and business start-up support. In 2018, an inter-agency resilience and self-reliance working group was established to help assess the resilience of Congolese refugees on a quarterly basis.

Over 1,300 refugees gained access to savings groups by year end and a total of 446 Congolese refugees received business start-up kits and business skills training.

Some 156,616 trees were planted in the Congolese zones in all three camps in the country, and a total of 16,639 households started having access to fuel efficient mud stoves.

Remaining Gaps

Although some progress was made in early 2018, however the number of livelihoods opportunities for refugees and the surrounding host communities began to decline in mid-2018 following the reduction in the number of market days and subsequent restrictions on access livelihoods. According to a joint inter-agency resilience assessment, the number of self-employed households decreased from 76 per cent in July 2018 to 35 per cent in December 2018, as a result of administrative instructions limiting livelihood opportunities.

Due to severe funding shortfalls, livelihoods projects by response partners were only able to reach 5 per cent of Congolese refugees aged 18 years and above.

Deforestation and competition for resources continued to be a source of increasing tensions between refugee and host communities. This was compounded further by a lack of funding for sustainable alternative energy sources.

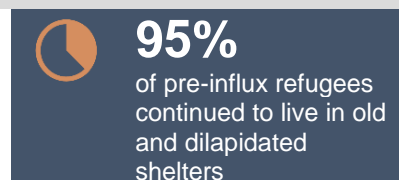
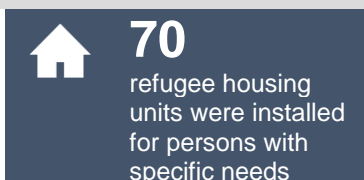
% of households with access to self-employment/facilitated businesses

35%

% of households with improved fuel efficient mud stoves

79%

Shelter & NFIs



Key Achievements

About 62 per cent of refugee households were living in adequate dwellings. A total of 480 households were provided with shelter kits and materials, including durable materials such as timber trusses and corrugated roofing sheets to conduct roof upgrades to prevent leakages during the rainy season via the community based shelter project. The community-driven approach was managed by shelter committees and skilled refugee incentive workers and helped to reduce construction costs by 20 per cent. The project incorporated mobile data technology during material distribution and project

Remaining Gaps

About 95 per cent of pre-influx Congolese refugees continued to live in old and dilapidated shelters, leaving them especially vulnerable during the rainy season and exposed to various health risks. Response partners remained unable to provide durable shelter support to Congolese asylum seekers due to restrictions. As a result, asylum seekers continued to reside in emergency shelters and tents.

A shortage of CRIs due to budgetary constraints remained. There has been no general distribution

monitoring, which also allowed response partners to focus more on vulnerable persons of concern.

In 2018, 30 per cent (144) of the target shelters were set aside for persons with specific needs. Alongside this, a total of 70 refugee housing units (RHU) were assembled for persons with specific needs. A total of 625 emergency shelters and 343 family tents were constructed to reduce number of households living in dilapidated emergency shelters and tents.

of CRIs for Congolese refugees since 2015, resulting in a serious shortage of supplies, including soap, water containers, cooking utensils, mats and blankets.

% of households having semi-permanent shelter

62%



WASH



23.9 L

the water supply coverage per person per day (target of 20L p/d)



4

solar powered boreholes



39%

of refugee families lacked access to household latrines

Key Achievements

One new solar-powered borehole, 140 m³ of additional storage, backup pumps and generators resulted in an increase in water supply coverage from 19.6 litres/person/day to 23.9 litres/person/day. In an effort to reduce operational costs and increase pumping systems reliability, two operational boreholes were solar powered; all four operating boreholes were solar powered at the end of the year.

Due to the increased availability of reliable water supply in the camps, one surface water abstraction and treatment station at Kaga river was closed.

Remaining Gaps

Although an additional 1,000 single family latrines were installed in 2018, the number of households with their own latrines was maintained at 61 per cent. The number of students per latrine still remained high at 130 pupils/latrine, as opposed to the standard 50 pupils/latrine.

Due to financial constraints, the quantity of soap distributed remained inadequately low at 250g/person/month instead of the SPHERE minimum standard of 450g/person/month and 700 g/person/month for menstruating women and girls.

% of refugee households accessing family latrines

61%

% of refugees receiving litres of drinking water above the target of 20L per day

100%

% of refugee households accessing sufficient quantity of soap for hygiene

0%

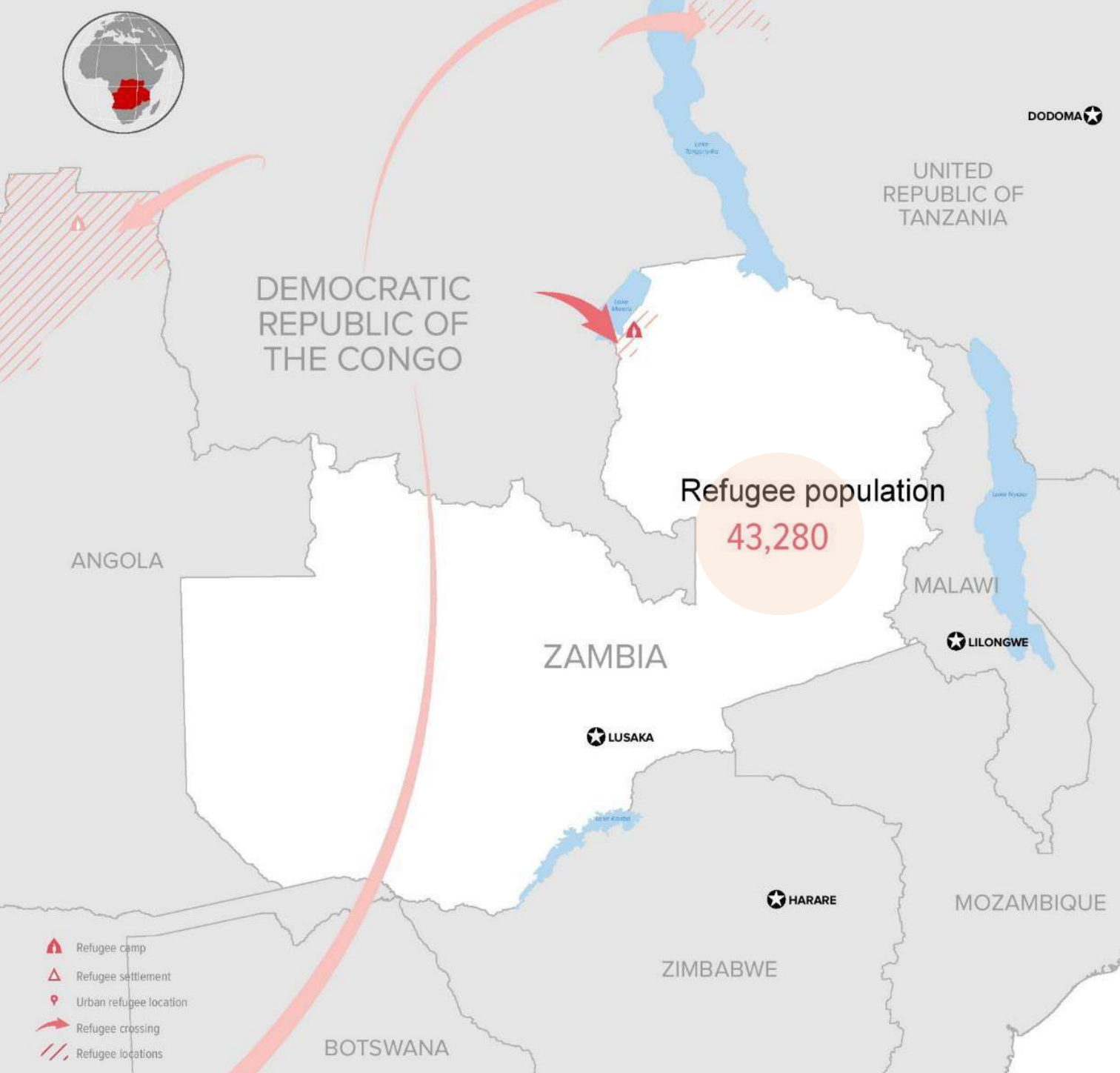
Funding

ORGANIZATION	REQUIREMENTS (USD) JAN-DEC 2018	TOTAL RECEIVED (USD)	% FUNDED
1. ADRA	\$200,000		0%
2. AIRD	\$884,630		0%
3. CARITAS	\$53,000		0%
4. GNT	\$1,250,000		0%
5. IRC	\$3,575,000	\$4,698,724	100%
6. NRC	\$2,665,000	\$1,063,174	40%
7. PI	\$1,200,000		0%
8. UN-IOM	\$2,290,000		0%
9. UN-UNDP	\$935,000		0%
10. UN-UNHCR	\$34,448,670	\$13,244,443	38%
11. UN-UNICEF	\$2,030,000	\$298,528	15%
12. UN-WFP	\$ 19,000,000		0%
13. UN-WHO	\$200,000		0%
Total	\$68,731,300	\$19,304,869	28%

Tanzania. Life at Nyarugusu refugee camp. Congolese refugee woman (86) lives in a Refugee Housing Unit (RHU) given to refugees with special needs. RHUs are self-standing, sustainable and durable shelters, designed through a collaboration between UNHCR, the social enterprise Better Shelter and the IKEA Foundation. © UNHCR/Georgina Goodwin







ZAMBIA Response in 2018

43,280

TOTAL
REFUGEE
POPULATION
AS AT
DECEMBER
2018

7,981

NEW
ARRIVALS
IN 2018

US\$ **74** M

TOTAL
FINANCIAL
REQUIREMENTS

US\$ **21** M

FUNDING
RECEIVED
REPRESENTING
28% OF THE
REQUIREMENTS

16

PARTNERS
INVOLVED

Situation Overview

As at December 31, 2018 the Congolese refugee population in Zambia stood at 43,280 persons, out of which 41,490 were recognized as refugees and 1,790 were registered as asylum seekers.

Response partners in cooperation with the Government, jointly co-ordinated the inter-agency emergency response and provided assistance to refugees and new asylum seekers. Focus was given on the relocation of refugees from Kenani transit center to Mantapala refugee settlement, which required the construction of basic infrastructure, such as roads and schools. The establishment of an integrated settlement, hosting both some 13,000 refugees and 5,000 members of the host community with shared services, was a pilot of out of camp policy supported by the use of the CRRF approach in an emergency setting. In addition to the reception centers at border entry points, a reception center in Mantapala was established and made operational to receive new arrivals.

A total of 12,848 refugees, who were registered at Mantapala, received relief food assistance under the general food distribution (GFD) and a full basket at 100 per cent (full ration of 2100Kcal/person/day) was provided since the onset of the emergency, except for the GFD months of February and March, when refugees received half ration. CERF funding guaranteed GFD up to the end of September, and the Zambia's Disaster Management and Mitigation Unit complemented by donating a total of 100 Mt of cereal. Cash for work was initiated and as part of livelihood programs, nurseries for vegetables were established, and distribution of vegetable seedlings completed.

All households settled in Mantapala were allocated plots and emergency shelters were constructed.

About 539 vulnerable families were supported for the construction of emergency shelters using refugees and host community laborers in order to provide income generation opportunities, capacity building and skills development in construction. The construction of 24 classrooms in the settlement was also completed.

The depletion of the CERF funding at the end of August 2018, which had contributed to the establishment of basic infrastructure in Mantapala, meant that the establishment of semi-permanent structures and crucial interventions within health, WASH and education aimed at stabilizing the settlement could not be continued. The rainy season towards end of the year further slowed down the work on the basic infrastructure, and the living conditions in the settlement deteriorated as most of the temporary shelters made out of plastic sheeting were leaking, while other refugees, who settled into their plots, had to be relocated due to flooding. Key protection partners had to leave due to lack of resources and without having established sustainable programs for education, child protection, SGBV or community-based protection.

Limited resources affected the effective compliance with the CRRF in responding to increasing gaps arising out of increasing inflows and affected effective placement of rapid response conditions, admission measures, provision of support to ongoing needs and assistance to receiving communities and institutions, while a large number of refugees remained in need of livelihood interventions. Inadequate resources also challenged the capacity to fully invest in the resilience capacities of refugee and local communities as envisaged by the CRRF.

Key facts and figures



12,848

REFUGEES
RECEIVED
RELIEF FOOD
ASSISTANCE



24

CLASSROOMS
WERE
CONSTRUCTED



LIMITED
LIVELIHOODS
OPPORTUNITIES



Protection



697

SGBV survivors received assistance and specialized support



3,124

children enrolled in programmes for psychosocial support



limited empowerment activities and safe places for SGBV survivors

Key Achievements

A total of 697 SGBV cases were recorded and assistance was provided to survivors. Some 82 individuals received medical assistance, 27 individuals were referred to law enforcement, 24 to legal proceedings and all reported individuals received psychological support. School and community sensitization sessions reached 9,332 individuals. In Mantapala, with over 50 per cent or 441 cases of the total number of SGBV cases reported, about 392 or 90 per cent were due to domestic violence. A total of 3,000 women from the refugees and the host community in Mantapala benefited from different capacity development activities on women collective power.

At the end of 2018, there were 7,516 children in Mantapala, among whom some 1,046 were registered as unaccompanied and separated children (UASC) and 112 as children out of school; the presence of 900 UASC hosted in foster families was confirmed. Out of 64 foster families identified, 37 received training. Five child friendly spaces were established with 3,124 children, 1637 girls and 1487 boys, enrolled in programmes for psychosocial support and counselling, and recreational activities. In Meheba, about 107 minors were linked to cash-based interventions; five UASC were successfully reunited with their families; 92 vulnerable minors were referred to education support and over 300 best interest assessments (BIA) were conducted.

A total of 218 vulnerable individuals were linked to cash support; 193 elderly at risk were referred for in-kind support; 44 individuals for shelter rehabilitation and/or re-construction and 28 differently abled individuals for registration and medical support.

of reported SGBV incidents for which survivors received medical assistance

of individuals trained on SGBV prevention and response

% of known SGBV survivors who received psychological support

Remaining Gaps

Due to lack of funding, there were difficulties with establishing care arrangements for the refugee population, including for persons with mental disabilities which resulted in their prolonged stay at the transit centre. Delay and under-reporting of SGBV cases continued to contribute to impunity of perpetrators. The absence of street lighting continued to make it difficult to curb the occurrence of SGBV incidents at night time. Both police posts in Mantapala required material and mobility support to enable police to work at night time and during the rainy season.

At the end of the year, there was no women centre that could be used for various empowerment activities or a safe house for SGBV survivors. There remained a challenge of continuous training of the refugee leadership on protection and human rights to prevent and address harmful traditional practices and human rights abuses, as well as lack of livelihood opportunities prompting women and girls to resort to negative coping mechanisms, such as survival sex.

The identification of alternative care arrangements continued to be a challenge. There remained a need for a case management system, including BIA/ BID to ensure adequate protection delivery to children-at-risk. Additional material assistance was required to support foster families, including access to livelihood programs to ensure that the caregivers and the children have an environment that is sustainable.

82

20

100%



Education



2

primary schools with 24 classrooms were constructed



50

children received psychological counselling at school



poor conditions of schools and lack of school facilities and qualified teachers

Key Achievements

In Mantapala, some 5,514 refugee children, 2,534 girls and 2,970 boys, were enrolled in formal primary and secondary education, representing 100 per cent among primary school-aged children and 20 per cent among secondary. The construction of two primary schools with 24 classrooms in Mantapala was completed, as well as five water points and sufficient sex segregated latrines to sustain the learning environment. A total of 12 qualified teachers were deployed and a total of 60 volunteer teachers, 30 Zambians and 30 Congolese, were employed on temporal basis to address the staffing gap. A total of 50 children, 23 boys and 27 girls, were provided with school psychosocial counselling through social welfare officers. Some 14 Congolese teachers and 14 refugee care givers were oriented in literacy and primary education based on the Zambian syllabus; a learning kit with various teaching and learning items was provided.

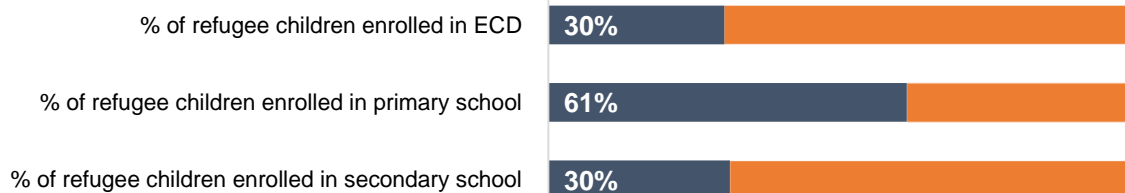
In Meheba there were some 4,706 refugee children, 2,386 girls and 2,320 boys, enrolled in formal education, representing 64 per cent out of a primary school-aged population and 61 per cent out of a secondary school-aged population. Some 50 unaccompanied minors benefitted from books, bags and shoes and 47 pupils were supported with uniforms. In Mayukwayukwa there were 473 enrolled students, 233 girls and 240 boys, representing 20 per cent out of a primary school-aged population and 10 per cent out of a secondary school-aged population. English teachers were hired to implement accelerated English classes to new arrivals.

Remaining Gaps

At the end of 2018, make-shift structures and tents were being used as classrooms. The learning environment was not comprehensively decent as the available classrooms remained unfinished with no windows compounded by lack of permanent toilets. Learners continued to lack uniforms, books and bags to enable them to access education. Provision of quality education was compromised by a teacher learner ratio of 1:76; and a classroom learner ratio of 1:394.

There remained a challenge of the incorporation of Mantapala schools into the 2019 national education budget planning for Zambia.

In Mayukwayukwa, the enrollment rate remained significantly low only representing only 15 per cent of the school aged children, mainly due to failure by parents to pay school user fees. At the same time, the overall enrollment rate of children three to five years in early childhood development programmes (ECD) remained also low at 30 per cent, as a result of some community schools closing due to lack of teachers and the vast majority of children, average rate of 70 per cent, did not progress to secondary education. Language barrier of new arrivals continued to be a big obstacle for effective learning of the students thus remained a need for accelerated English learning classes.



Food security



1,567

persons of concern
received cash-based
food assistance



12,848

refugees received
relief food
assistance



uncertainty on the
supply of relief food
assistance

Key Achievements

As at the end of 2018, there was a total of 1,567 beneficiaries, among whom 809 vulnerable persons, that were provided with cash grants and vouchers for food. The cash grants enabled the new arrivals and vulnerable to choose what food items they needed of their own choice to survive. It helped them not engage in harmful coping strategies, such as survival sex, child

Remaining Gaps

Digital CBI was fully implemented in March 2018, but has had a number of operational challenges, such as SIM card registration validation issues, network technicalities of the mobile money providers on their platform and fluid population as refugees opt to reside out of the settlement due to limited livelihoods activities.

labour, family separation and forced marriage as no such cases were recorded.

In Mantapala, all registered/active refugees received relief food assistance during the monthly general food distribution (GFD). A full basket of cereal, pulses, salt, vegetable oil, salt and blended foods (CSB) rationed at 100 per cent (full ration of 2100Kcal/person/day) was provided, since the onset of the emergency. Wet feeding was also provided upon arrival at the reception centres in both Kenani and Mantapala.

As part of livelihoods programmes in Mantapala, response partners established nurseries for vegetables, and distributed vegetable seedlings to interested refugees to set up home gardens in order to supplement GFD and enhance household food security.

% of registered persons of concern received food assistance

100%

% of rations delivered at the full basket during a year

83%



Health & Nutrition



68,234

medical consultations
were conducted



6,376

were vaccinated
against measles



33%

decrease in the
number of medical
referrals

Key Achievements

A total of 18,633 individuals had access to the two clinics in Mayukwayukwa and 24,920 had access to the two clinics in Meheba, including refugees and members of the host community. In Mantapala, the total number of individuals who accessed the clinic was 24,681 patients.

The Government distributed a total of 7,468 long-lasting insecticide treated bed nets for under-five children and pregnant mothers. Some 438 livebirths attended by skilled staff representing 86 per cent out of 508. In Mantapala, only one maternal death was recorded during the year. Measles vaccination programme reached a total of 6,376 children under 12 months in the three settlements. The under-five mortality rate was 0.045 per cent for a total of 70 children. There were 557 cases of malnutrition.

Refugees had 100 per cent of access to HIV services, including voluntary counselling and testing, condoms and awareness and anti-retroviral treatment (ART). The number of persons who tested their HIV status was 3,226, among whom 34 refugees were HIV positive.

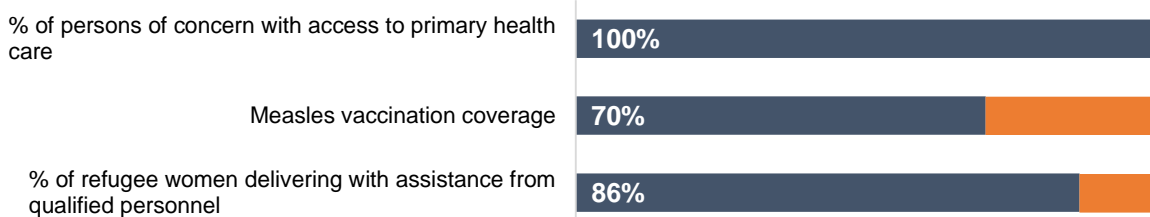
Remaining Gaps

Delays in accessing funds for medical emergencies needs resulted in some patients not accessing secondary care. The decreasing number of referrals remained a challenge. From January to June, there were 382 referrals, while from July up to December only 254 referrals recorded.

In Mantapala, the number of mental health patients, increased up to 80 people and specialised mental health medics and psychiatrists and counsellors were required. Because of the lack of treatments and services in Mantapala, such persons were referred either to Nchelenge district or the capital Lusaka, for appropriate treatment.

There remained inadequate quantity and availability of medicines, as well as inadequate number of qualified medical staff. There was lack of adequate electricity in clinics e.g. power for running autoclaves.

The malnutrition rates remained high, however, there was lack of supplementary food programmes for moderate malnutrition among under-five children, pregnant and lactating women.



Livelihoods & Environment



355

refugees and host community members received training and start-up assistance for business development



1,778

refugees and host community members received input support for agriculture



need for vocational education and training and continuous skills development, particularly for youth

Key Achievements

In Mantapala a total of 1,362 refugees and host community members (host comprising 30 per cent of total beneficiaries) directly received livelihoods support, including productive assets, land, tools and seeds to engage in agricultural activities. A total of 1,004 farm plots each measuring 0.5 hectares were demarcated within the forested settlement. The demarcated farming land resource were allocated to some 460 households, among whom refugee at 80 per cent and host community at 20 per cent, to engage in short term vegetable backyard crop gardening and small livestock rearing within allocated residential plots and to some 640 refugee, 64 per cent, and host community members, 36 per cent, to engage in rain-fed farming. The 640 beneficiaries were supported with tools, fertilizer and diversified crop seeds i.e. maize, beans, groundnuts and sweet potato.

Response partners, in collaboration with the District Forestry Department, supported 42 refugees and host community members to engage in agro-forestry. Some 220 beneficiaries, among whom 170 refugees and 50 host community members, attended module basic entrepreneurship trainings; financial literacy, marketing, business start-up and thereafter received business cash grants ranging from US\$ 100 to 300. A minor market was established enabling refugee and host community entrepreneurs to set up varied small scale enterprises; cloth, grocery, mobile phone related, bicycle repair, fish and general shops.

In Maheba a total of 416 refugee households received input support in the form of crop fertilisers, maize seed, farming and land clearing implements slashers, hand hoes, sickles and shovels. Environmental management Mitigation measures were put in place in order to reduce the negative effects on the environment from human habitation. The project targeted and went on to procure 1,500 seedlings, which were distributed to 500

Remaining Gaps

There remained a need for increased investment in multi-year programmes that would promote sustained resilience building. Stronger engagement of development actors and private sector, to implement livelihoods programmes remained a challenge. Poor road and transportation network continued to hamper development. There was over- reliance on rain fed agriculture and all year round production was required. There was need to promote agricultural diversification i.e. promote selected value chains of honey and rice.

In Mantapala, the 90 per cent of the host community continued to rely on agricultural production, and support to some 680 farmers from the hosting villages remained a challenge. There remained also a need to support all the 2,340 registered farmer refugees aged 18 to 59 years; only 27 per cent among them received agriculture input support to engage in rain-fed farming. Only the 25 per cent among the 870 refugees aged 18 to 59 years old with a business background received business capital support up to US\$ 300.

There were no skills training / development (apprenticeship, vocational training) interventions, hence many youths in the settlements remained idle. In general, there were no support to skilled groups to engage in production or services related sectors, mainly due to limited funds.

There remained a need to scale up on tree planting and sensitization of the refugee population on best environmental management practices. The main constraint to adoption was the limited sources of energy for home use as most of

households. Each household received two orange fruit trees and one forestry tree.

the population continued to depend on firewood as a source of energy.

A total of 135 refugees were trained in Mayukwayukwa and Maheba camps on the importance of savings as a back up to unforeseen shocks, entrepreneurship, crop marketing and asset transfers. Among them some 42 refugees in Mayukwayukwa were targeted for empowerment with start-up kits, including small confectionery kits and small livestock butchery stock (goats, knives and buckets). A total of 800 chicks were distributed among 8 recipients for the poultry enterprise.

% of persons of concern (18-59) who do not need cash/food assistance 12 mns+ after arrival/dspl

90%

Shelter & NFIs



3,848

households received building material for temporary shelters



100%

of new arrivals received core relief items



gap of shelters made out of permanent and durable materials

Key Achievements

All the 3,848 refugee households in Mantapala were issued with 20x35m family sized plots and in addition three plastic sheeting was provided to each family, after completion of the mainframe of their shelters. Some 539 vulnerable families were provided with wooden doors for construction of shelters as well support in the constructions. Shelters met the minimal standard of 3.5m² per person and 45m² of dwelling area. Temporary shelters were made out of plastic sheeting and wooden poles frame built using wood from the forest.

During the first semester of 2018, all new arrivals received core relief items on the day of registration/arrival whether in Kenani transit center or at Mantapala Settlement.

% of households living in dwellings that meet the minimal standard of 45m²

100%

Remaining Gaps

There remained a gap in the provision of shelters made out of permanent and durable materials. That was mainly challenged by the lack of access to building materials as well as the heavy rains and poor road conditions. Only 21 per cent of persons with special needs (PSNs) were assisted during the mounting of transitory shelters and many required labor assistance to erect them. The procurement of brick making machines was launched in 2018 but will be received during 2019.

While refugees were receiving all the required CRIs upon arrival, the provision of soaps was not continuous in 2018.

WASH



30 L

the water supply coverage per person per day (target of 20L p/d)



73

hygiene promotion volunteers



48%

of refugee families lacked access to household latrines and bath shelters

Key Achievements

At the end of 2018, in Mantapala, a total of 51 drilled boreholes were providing 423m³/day of water, thus water supply in the settlement reached 30 litres of per person per day. A total of 14 pump minders (four women

Remaining Gaps

A total of 1,879 households in Mantapala continued to live without durable household latrines and bath shelters. Households with no toilets required assistance to construct durable

& ten men) from refugee and host community population were trained to ensure that the boreholes were repaired whenever they broke down, and were ensuring that all water points in the settlement were kept clean to avoid occurrence of water-borne diseases. All the new arrivals received WASH related support, including latrine slabs, plastic sheeting and guidance in constructing a semi-permanent latrine structure (with temporary sub structure).

Hygiene awareness campaigns to sensitize families to best sanitation and hygiene practices, were also organized. There were 73 hygiene promotion volunteers conducting door-to-door visits and passing hygiene promotion messages in the settlement. The ratio of hygiene promoters to the population was 1:178.

toilets especially during the rainy season to avoid the possibility of the occurrence of water borne diseases caused by open defecation.

The provision of adequate clean and safe water in Mayukwayukwa and Maheba camps continued to be affected by old and dilapidated and in some cases dry water points requiring frequent maintenance and replacement of spares, which due to high cost remained a challenge. Due to inadequate funds, activities such as clean-up/flush, dewatering of wells, replacement of stick pumps could not be carried out.

% of refugee households accessing family latrines


52%

% of refugees receiving litres of drinking water above the target of 20L per day

100%

Funding

ORGANIZATION	REQUIREMENTS (USD) JAN-DEC 2018	TOTAL RECEIVED (USD)	% FUNDED
1. AAH	\$632,000		0%
2. CARE	\$510,000	\$263,680	52%
3. CARITAS	\$1,407,000		0%
4. NCA	\$600,000		0%
5. PI	\$375,440	\$504,459	100%
6. SCI	\$1,500,000		0%
7. UN-FAO	\$12,075,635		0%
8. UN-IOM	\$2,344,836	\$560,002	24%
9. UN-UNDP	\$1,915,000		0%
10. UN-UNDSS	\$43,600		0%
11. UN-UNFPA	\$1,356,000	\$175,103	13%
12. UN-UHCR	\$33,449,067	\$15,045,119	45%
13. UN-UNICEF	\$8,830,000	\$2,974,566	34%
14. UN-UNRCO	\$100,000		0%
15. UN-WFP	\$5,641,042	\$1,058,885	19%
16. WVI	\$3,465,000	\$699,529	20%
Total	\$74,245,700	\$21,281,343	28%



Zambia. Congolese refugee girl (17) says English is her favourite subject at school, in Mantapala refugee camp. She wants to be a doctor, like her grandmother back home, in the DRC, and help everyone especially women who undergo complications with pregnancy. ©

2018 RRRP PARTNERS

Action Africa Help
Action Against Hunger
Adventist Development and Relief Agency
African Initiative for Relief and Development
Agency for Technical Cooperation and Development
American Refugee Committee
Building Resources Across Communities
CARE International
Caritas
Danish Refugee Council
Fédération Luthérienne Mondiale
Finn Church Aid
Good Neighbours International - Tanzania
Gruppo di Volontariato Civile
Help Age International
Humanitarian Open Street Map Team
Humanity and Inclusion
International Aid Services
International Rescue Committee
Jesuit Refugee Service
Johanniter
Kabarele Research and Resource Center
Lutheran World Federation
Médecins du Monde
Medical Teams International
Norwegian Church Aid
Norwegian Refugee Council
OXFAM
People in Need
Plan International
Save the Children International
Tutapona
Uganda Red Cross Society
United Nations Children's Fund
United Nations Department of Safety and Security
United Nations Development Programme
United Nations Food and Agriculture Organisation
United Nations High Commissioner for Refugees
United Nations International Organisation for Migration
United Nations Population Fund
United Nations Resident Coordinator's Office
United Nations World Food Programme
United Nations World Health Organisation
World Vision International

The cover features a large, dark blue chevron shape pointing to the left, set against a white background. Orange geometric shapes are located in the top-left, top-right, and bottom corners.

THE DEMOCRATIC REPUBLIC OF THE CONGO

REGIONAL REFUGEE RESPONSE PLAN

January - December 2018

2018

**END OF YEAR
REPORT**