VARON 2021

Key Findings of the 2021 Vulnerability Assessment of Refugees of Other Nationalities

Inter-Agency Coordination Lebanon

The Vulnerability Assessment for Refugees of Other Nationalities (VARON)[1] is an annual assessment of Refugees in Lebanon from counties of origin other than Syria. The assessment was conducted jointly by UNHCR and WFP. Between June and July 2021 a representative sample of 1,158 refugee households were surveyed through household visits. A targeted sample was selected from the total number of households registered in UNHCR database. Sampling occurred through simple random sampling, separately for Iraqi refugees and refugees of other nationalities, to ensure representative results for each population group. The sample was representative for the RON population and for the subgroups (Iraqis -Non Iraqis) at the level of 99% confidence interval and 5% error. The distribution of this refugee population is concentrated in 2 of the eight governorates in Lebanon, with over 80 percent of the population residing in Beirut or Mount Lebanon. As such, no geographical stratification was applied to the sample methodology.

DEMOGRAPHICS

Household size

2.76 *(3 in 2019 and 2020)*

3.4 **Iraqi**

2 **Other nationalities**

Share of households headed by a female

19% *(19% in 2019 and 20% in 2020)*

15% **Iraqi** *(16% in 2019 and 2020)*

23% **Other nationalities** *(25% in 2019 and 2020)*

Share of households headed by older persons (60+)

17% **Iraqi** *(17% in 2019, 12% in 2020)*

5% **Other nationalities** *(increased from 1% in 2019, 2020)*

Age distribution

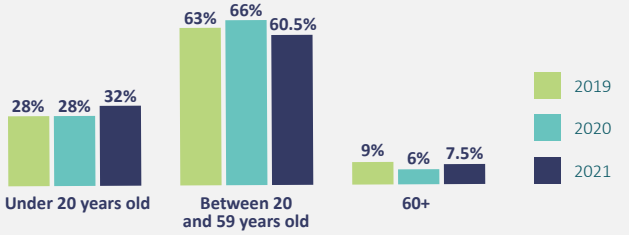

Male vs Female

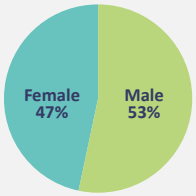

Disability

12% of invividuals above 2 years old have a disability *(8% in 2020)*

24% of households have at least one member with a disability *(18% in 2020)*

PROTECTION

Legal residency

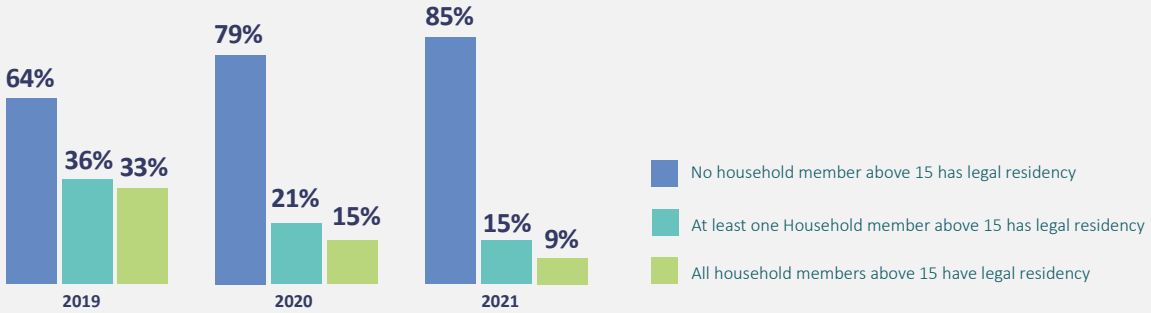

Share of individuals 15 years and above holding legal residency permits

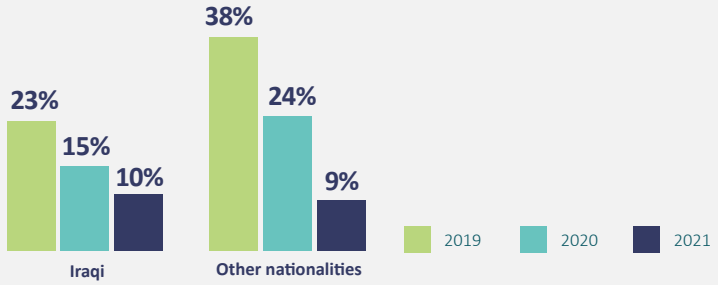

Top reasons for not having legal residency:

- Inability to afford the cost of renewal/ regularization
- Inability to secure a sponsor

1 The VARON does not include Palestinian Refugees

Percentage of individuals having completed the various steps of birth registration, for births that took place in Lebanon

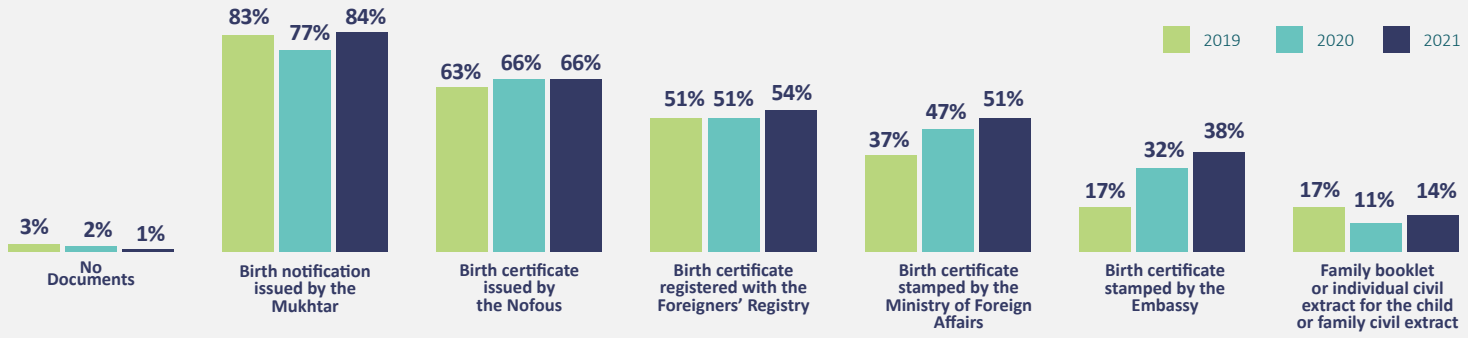

Birth registration at the Foreigners Registry

69% Iraqi *(65% in 2020)*

42% Other nationalities *(37% in 2020)*

Household feeling about the situation and future

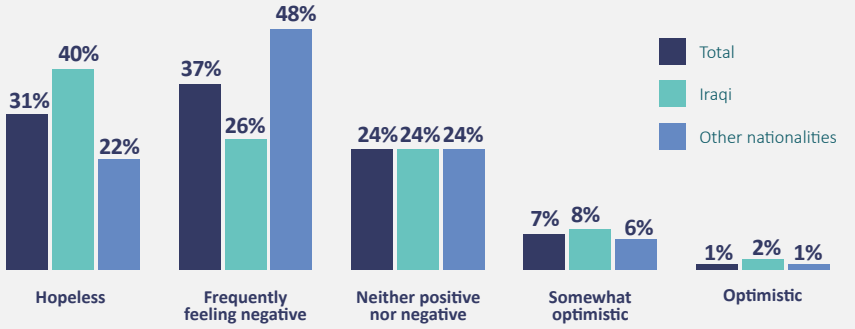

Quality of relationship with host communities

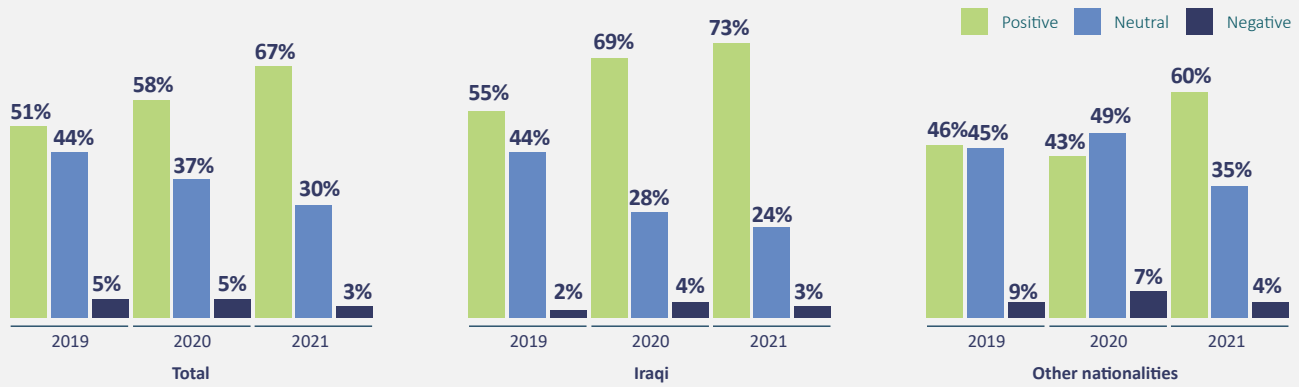

SHELTER

Type of shelter

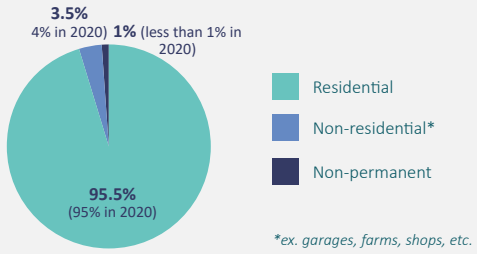

**ex. garages, farms, shops, etc.*

Average rent per month, by nationality, in Lebanese Pounds*

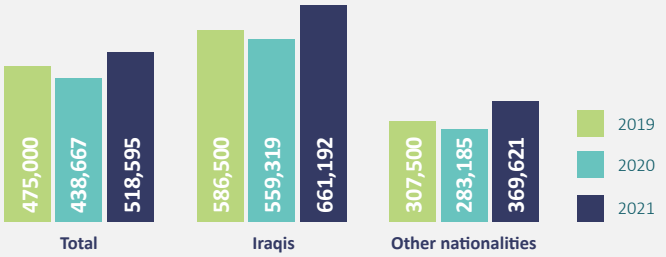

**the values were no longer relevant directly after the assessment was completed which is mainly due to the removal of subsidies on fuel, medicine and goods in July and August 2021.*

Shelter Conditions

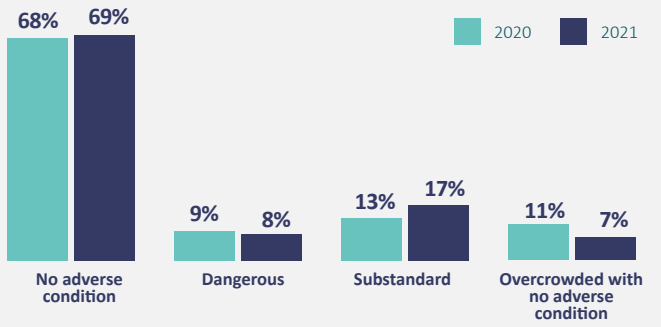

25% *(38% in 2020)* of refugees of other nationalities **share a toilet with other households.** This can be attributed to families moving from overcrowded shelters.
However, there is an increase in the percentage of Iraqi families sharing toilets from **9.4% to 12.3%.**

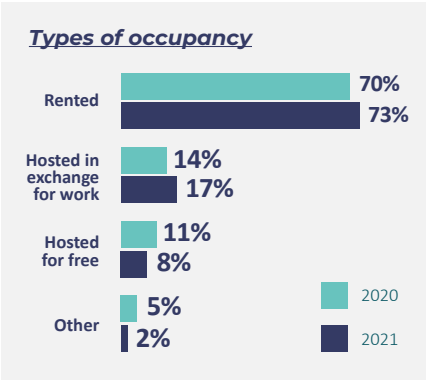

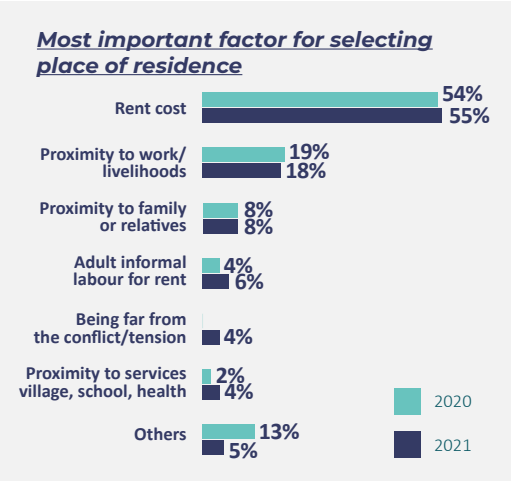

3% of households are currently living under an eviction notice *(similar to 2019)*

14% changed accommodation in the past 12 months *(14% in 2019 and 16% in 2020)*. Non-Iraqis were much more likely to change accommodation (20.5%) compared to Iraqis (8%)

40% of those who moved cited **expensive cost of rent** as the main reason behind their decision *(36% in 2019, 50% in 2020)*.

EXPENDITURES AND FOOD CONSUMPTION

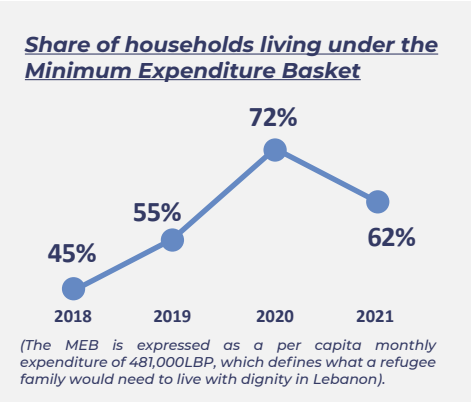

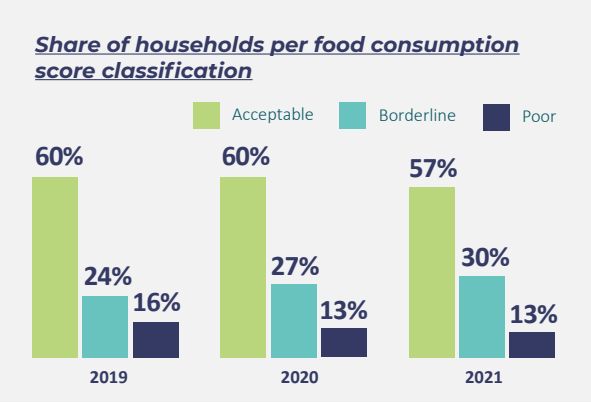

679,312 LBP is the total monthly expenditure per capita *(379,463 LBP in 2019)*

HEALTH

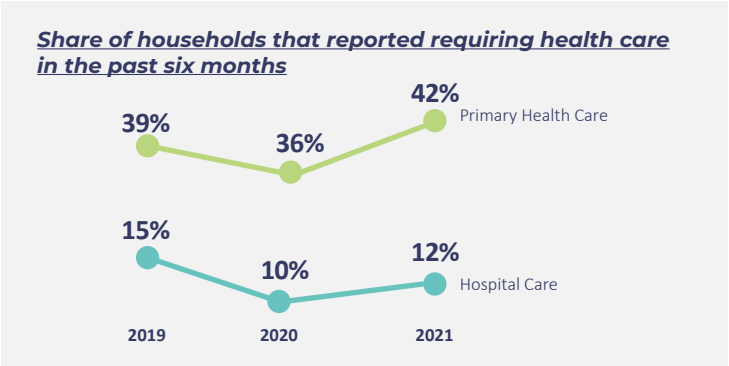

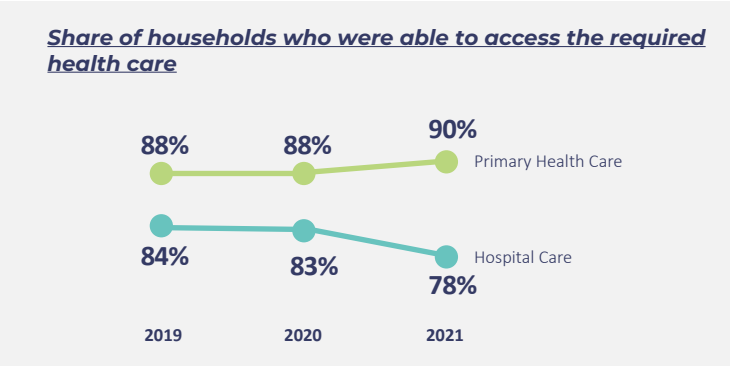

84% of households indicated knowing where to access COVID-19 related services *(59% in 2020)*

Cost remained the biggest barrier to receiving care, for both primary health care and hospital care.

EDUCATION

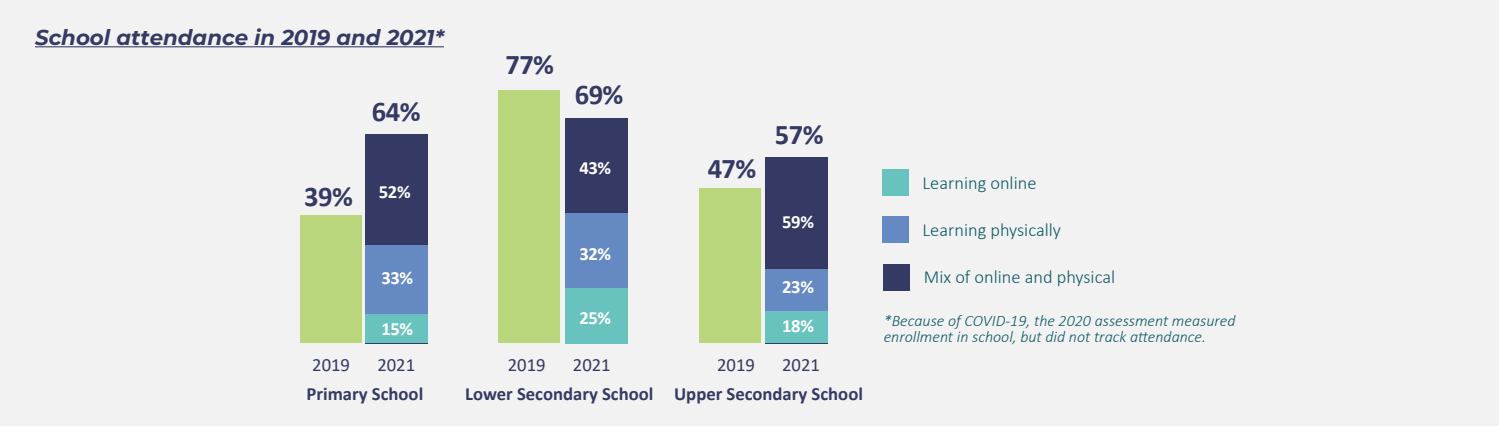

ENERGY

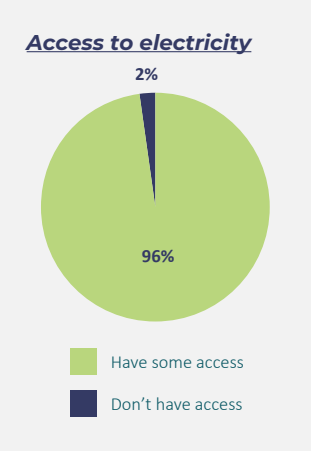

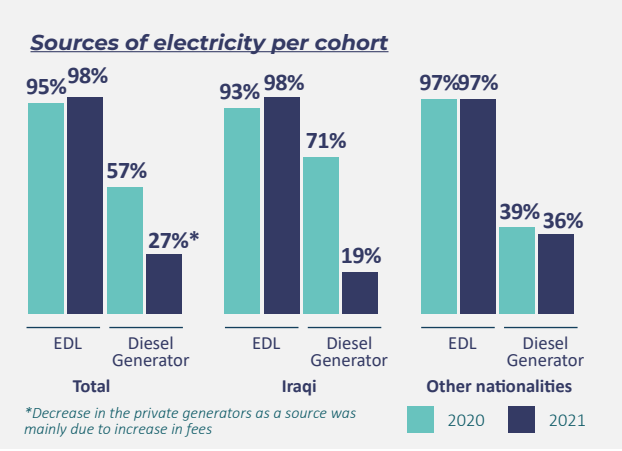

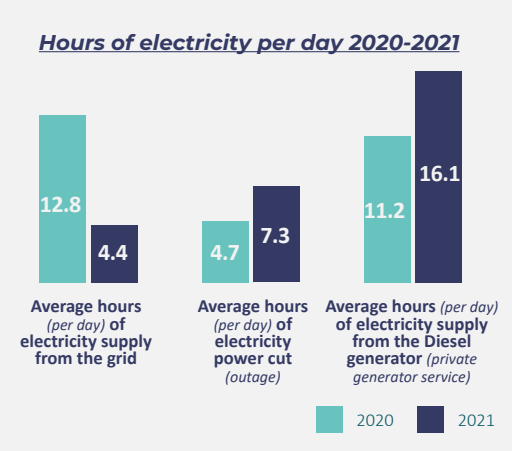

WATER AND SANITATION

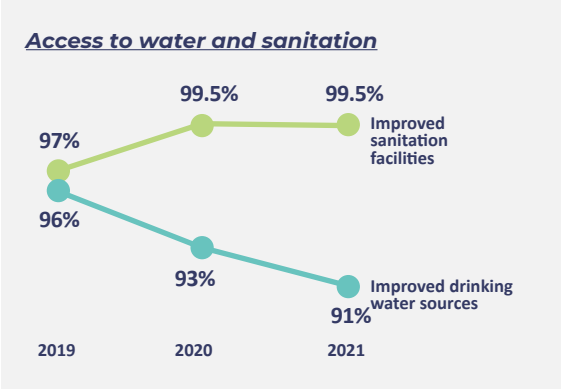

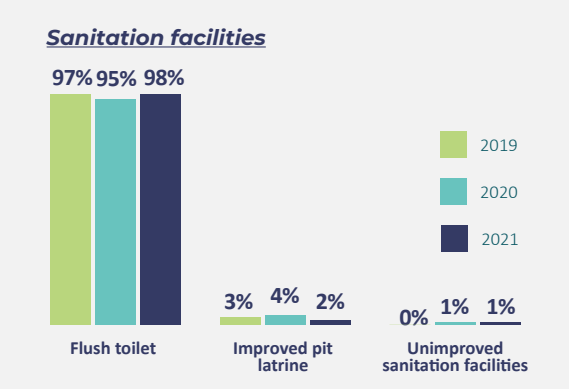

Bottled mineral water remains the highest source that households rely on for drinking water (68%).