MYANMAR SOUTH EAST - EMERGENCY OVERVIEW MAP

UNHCR The UN Refugee Agency

Number of people displaced in South East since Feb 2021 and remain displaced

AS OF 02 Jun 2025

WEEKLY HIGHLIGHTS

In the South-East, the number of IDPs increased from 1,039,200 last week to 1,041,300 this week.

In Kayin State, 25 people from Hpapun Township and 103 people from Thandaunggyi Town were newly displaced within the same township due to intensified clashes.

In Bago East, 166 people from Kyauktaga Township, 49 from Oktwin Township, 679 from Shwegyin Township, 3,030 from Taungoo Township, and 35 from Yedashe Township were newly displaced within the same townships due to intensified clashes, including indiscriminate shelling by the Tatmadaw.

In Bago West, 1,924 people from Min Hla and 2,406 from Okpho Township were displaced within the same township due to airstrikes.

In Shan State (South), 954 people from Pinlaung Township were newly displaced within the same township due to armed clashes.

In Kayah State, 303 IDPs from Loikaw Town were displaced for a second time within the same township, and 404 IDPs were displaced again to IDP sites in Pekon Township due to food shortages. Meanwhile, 1,095 IDPs from Loikaw Town reportedly returned to their places of origin in Demoso and Pekon Townships.

In Tanintharyi Region, 1,306 IDPs from Dawei Town reportedly returned to their place of origin in Dawei Township. Additionally, 1,802 IDPs from Thayetchaung Town returned to their place of origin in Thayetchaung Township, and 386 IDPs returned to their place of origin in Yebyu Township.

WEEKLY DISPLACEMENT FIGURES (1)

SOUTH-EAST (07 Apr - 02 Jun)

Total Displaced - 1,748.0

(thousands)

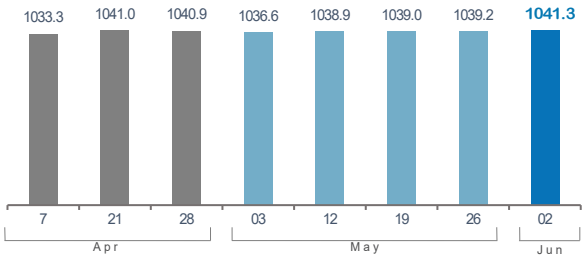

1,041,300 (1)

Source: UN in Myanmar

People who are estimated to be displaced by conflict in SE Myanmar (as of 26-May-2025).

Total Displaced - 1,748.0 (2)

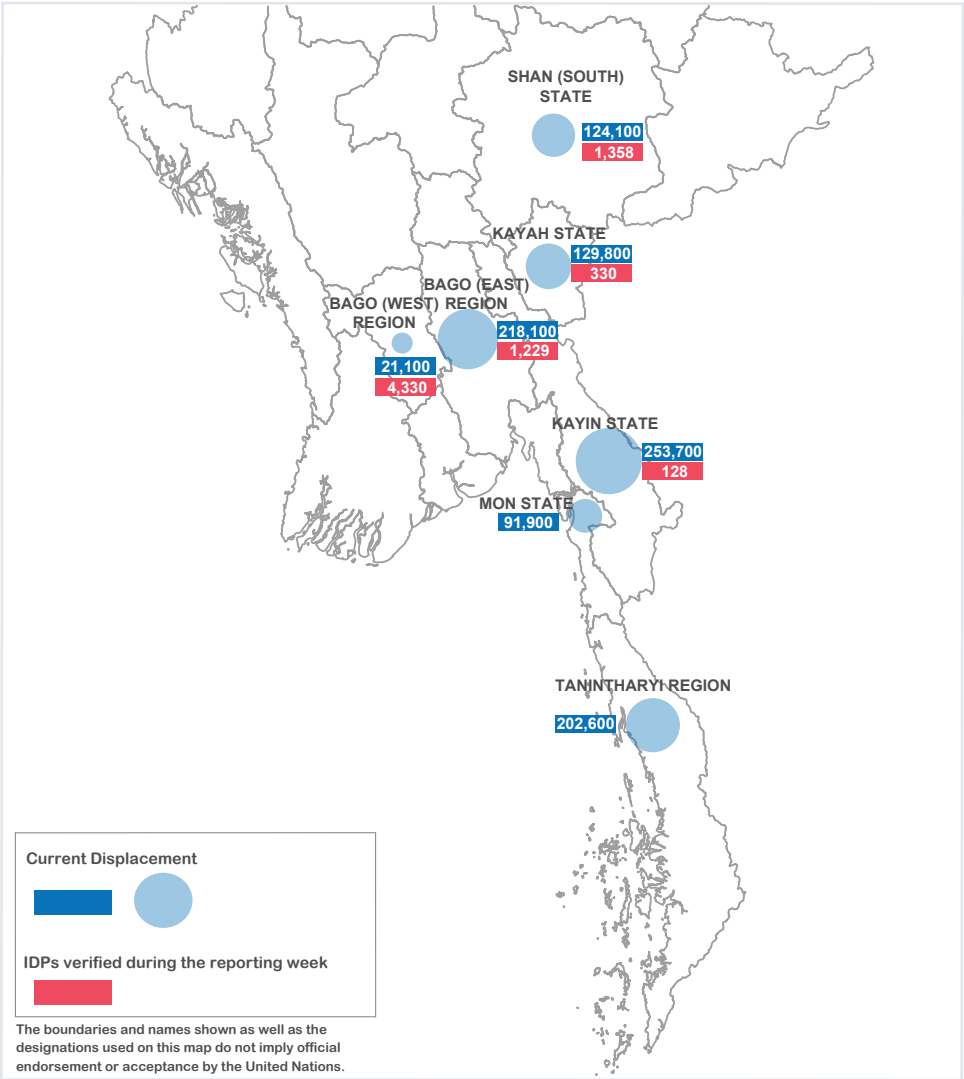

The boundaries and names shown as well as the designations used on this map do not imply official endorsement or acceptance by the United Nations.

(1) Current displacment accounting for return and secondary displacment

(2) Total Displacement including return

Numbers are rounded to the nearest hundred by state.

WEEKLY DISPLACEMENT FIGURES (2)

BY STATE/REGION (07 Apr - 02 Jun)

(thousands)

KAYAH STATE

Total Displaced - 243.0

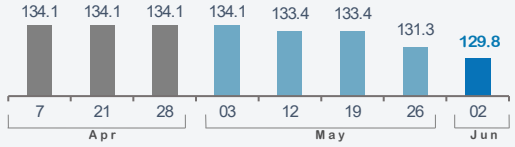

KAYIN STATE

Total Displaced - 390.3

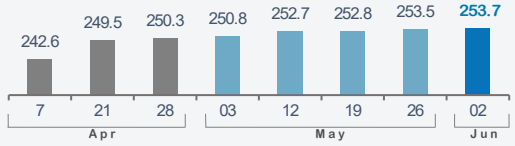

MON STATE

Total Displaced - 155.3

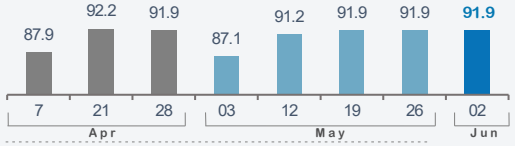

SHAN STATE (South)

Total Displaced - 264.2

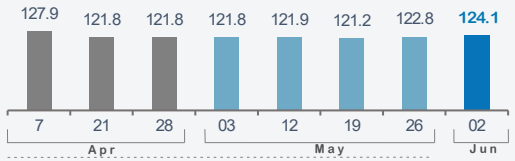

TANINTHARYI Region

Total Displaced - 407.7

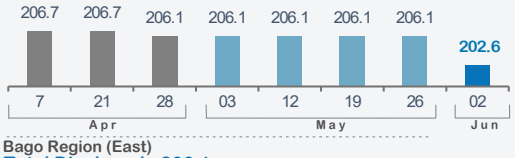

Bago Region (East)
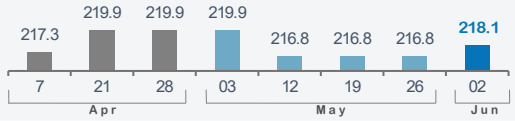
Total Displaced - 266.1